

**CCM****MADE OF HOCKEY**

SUPER TACKS SKATE



SUPER TACKS [NEW]

Five years in the making, CCM introduces the innovative Super Tacks skates engineered through leading hockey biomechanics research and state-of-the-art construction technology. Featuring MonoFrame 360 technology, Super Tacks are a one-piece boot frame providing a fully anatomical heel-lock with a 360° fit around and under the foot — a fit that is molded to the player's DNA. The Super Tacks construction eliminates the need for an outsole, providing greater foot-to-skate contact area and an unprecedented direct force propulsion system to help generate maximum power.

MONOFRAME 360 TECHNOLOGY

One-piece carbon composite boot frame with a fully anatomical shape that is molded to every inch of the player's foot, around and under, which helps provide more foot-to-skate contact. The one-piece frame construction eliminates the need for an outsole helping to create a more direct form of force propulsion.



ADV PRO MOLDED TONGUE

Super lightweight, advanced tongue with an injected lace bite prevention layer helps increase comfort, protection and performance.



SPEEDBLADE BLACK

Premium oxide treated blade helps provide advanced performance, a longer edge life and a higher resistance to corrosion.



[NEW] SUPER TACKS SKATE [HEAT MOLDABLE] [SKST3D]



		SIZES			
		SR	6-12	D	FULL/HALF 349 9005
		SR	6-12	EE	FULL/HALF 349 9006
		JR	4-5.5	EE	FULL/HALF 349 9000
QUARTER PACKAGE	MONOFRAME 360 ONE-PIECE CARBON COMPOSITE One-piece boot frame providing a 360-degree anatomical heel-lock fit with an unprecedented direct energy transfer system.	TONGUE			
FIT	DNA MOLDED FIT Provides players with a comfortable 360-degree customized fit around and under the foot.	MIDSOLE			
CORE	HEAT-MOLDABLE T-FORM CORE Super lightweight, rigid and thermo-formable core generating ultimate performance.	FOOTBED			
LINER	TOTALDRI LINER WITH DURAZONE ABRASION PATCH High performance moisture-wicking material keeps feet dry and skates light and abrasion patch offers high resistance to wear and tear.	HOLDER			
COMFORT PAD	SMOOTH CONTOUR PRO Dense pad around collar of the boot for superior foot and ankle comfort.	RUNNER			
ANKLE PADDING	MULTI-DENSITY MEMORY FOAM Asymmetrical foam comfort pads wrap anatomically around player's foot for customized fit and comfort.				
		ADV PRO MOLDED TONGUE WITH INJECTED LACE-BITE PROTECTION			
		Lightweight and molded to players' feet and upper ankles, with enhanced lace-bite protection for maximum fit and comfort.			
		LIGHTWEIGHT COMPOSITE MIDSOLE			
		Enhanced energy transfer platform for blade to boot interface.			
		CCM CUSTOM FOOTBED (POWERED BY CURREXSOLE)			
		Customized arch support provides an increased area of contact with the skate for maximized performance.			
		SPEEDBLADE 4.0			
		Proven durability with increased attack angle providing greater strides and cornering.			
		SPEEDBLADE BLACK			
		High performance blade with oxide treatment for a longer edge life and a greater resistance to corrosion.			



ATTACKFRAME 2 TECHNOLOGY

Two piece carbon composite boot frame molded around the player's foot helping to provide excellent foot-to-skate contact and locking the heel into the skate for ultimate fit and performance.



CARBON COMPOSITE OUTSOLE

Ultra lightweight and high stiffness are the key elements which set this outsole apart, allowing a close connection between the foot and the blade for excellent power transfer.



TOTALDRI LINER

Premium material specialized and designed to wick away moisture quickly and efficiently, to keep feet dry and skates light.



SIZES					
SR	6-12	D	FULL/HALF	349	9011
SR	6-12	EE	FULL/HALF	349	9012



QUARTER PACKAGE	ATTACKFRAME 2 CARBON COMPOSITE Pro designed carbon composite boot frame shaped and molded to the prototypical player's foot, helping them generate extreme skating power.	TONGUE
FIT	MOLDED FIT Provides players with a high definition heel lock shape and wrapped forefoot for an optimized connection between the player's foot and the skate.	MIDSOLE
CORE	HEAT-MOLDABLE T-FORM CORE Super lightweight, rigid and thermo-formable core generating ultimate performance.	OUTSOLE
LINER	TOTALDRI LINER WITH DURAZONE ABRASION PATCH High performance moisture-wicking material keeps feet dry and skates light and abrasion patch offers high resistance to wear and tear.	FOOTBED
COMFORT PAD	SMOOTH CONTOUR PRO Dense pad around collar of the boot for superior foot and ankle comfort.	HOLDER
ANKLE PADDING	MULTI-DENSITY MEMORY FOAM Symmetrical foam comfort pads wrap around player's foot for customized fit and comfort.	RUNNER



HEAT MOLDABLE	HEAT MOLDABLE
---------------	---------------

TACKS 6092 SKATE [NEW] [SK6092]

SIZES				
SR	6-12	EE	FULL/HALF	349 9026

TACKS 5092 SKATE [NEW] [SK5092]

SIZES				
SR	6-12	D	FULL/HALF	349 9035
JR	4-5	D	FULL/HALF	349 9030

TACKS 4092 SKATE [NEW] [SK4092]

SIZES				
SR	6-12	EE	FULL/HALF	349 9045
JR	2-5	EE	FULL/HALF	349 9040

QUARTER PACKAGE	POWER FORM TEXTURIZED COMPOSITE - METALLIC MESH High end, texturized, layer-formed boot frame with strategic reinforcements, elite level support and energy transfer design.	QUARTER PACKAGE	POWER FORM COMPOSITE - BLACK High end, layer-formed boot frame with strategic reinforcements, elite level support and energy transfer design.	QUARTER PACKAGE	SYNTHETIC POWER FORM COMPOSITE Durable boot with elite structural stiffness and a composite skin finish.
CORE	COMPOSITE REINFORCED ATTACKFRAME CORE Lightweight, rigid and thermo-formable core for maximum performance.	CORE	COMPOSITE REINFORCED ATTACKFRAME CORE Lightweight, rigid and thermo-formable core for maximum performance.	LINER	TWO-TONE BRUSHED MICRO-FIBER Provides comfort and a resistance to wear and tear.
LINER	TOTALDRI LINER High performance moisture-wicking material keeps feet dry and skates light.	LINER	HEAVY DUTY MICRO-FIBER High resistance to wear, while providing comfort and durability.	TONGUE	FELT TONGUE WITH EMBOSSED LACE-BITE PROTECTION 7mm felt with reinforcement layers for increased comfort and protection.
COMFORT PAD	SMOOTH CONTOUR Soft pad around collar of the boot for excellent foot and ankle comfort.	ANKLE PADDING	MULTI-DENSITY MEMORY FOAM Symmetrical foam comfort pads wrap around player's foot for customized fit and comfort.	OUTSOLE	INJECTED OUTSOLE WITH EXHAUST SYSTEM Solid energy transfer profile and air vent to keep feet dry and skates light.
ANKLE PADDING	MULTI-DENSITY MEMORY FOAM Symmetrical foam comfort pads wrap around player's foot for customized fit and comfort.	TONGUE	FELT TONGUE WITH EMBOSSED LACE-BITE PROTECTION 7mm felt with reinforcement layers for increased comfort and protection.	FOOTBED	ANATOMICAL RESPONSE FOOTBED Provides support and comfort.
TONGUE	FELT TONGUE WITH INJECTED LACE-BITE PROTECTION 7mm felt with reinforcement layers for increased comfort and protection.	OUTSOLE	INJECTED OUTSOLE WITH EXHAUST SYSTEM Solid energy transfer profile and air vent to keep feet dry and skates light.	HOLDER	SPEEDBLADE 4.0 Proven durability with increased attack angle providing greater strides and cornering.
OUTSOLE	COMPOSITE WITH INJECTED TPU AND EXHAUST SYSTEM Stiff profile that helps generate energy transfer with every stride and air vent to keep feet dry and skates light.	FOOTBED	CCM FIT SYSTEM FOOTBED Provides great support and comfort.	RUNNER	SPEEDBLADE STAINLESS STEEL Provides a long lasting edge for long term performance.
FOOTBED	CCM FIT SYSTEM FOOTBED Provides great support and comfort.	HOLDER	SPEEDBLADE 4.0 Proven durability with increased attack angle providing greater strides and cornering.		
HOLDER	SPEEDBLADE 4.0 Proven durability with increased attack angle providing greater strides and cornering.	RUNNER	SPEEDBLADE STAINLESS STEEL Provides a long lasting edge for long term performance.		
RUNNER	SPEEDBLADE STAINLESS STEEL Provides a long lasting edge for long term performance.				



TACKS 3092 SKATE [NEW] [SK3092]

SIZES				
SR	39-47	D	FULL	349 9055
JR	35-38	D	FULL	349 9050

TACKS 2092 SKATE [NEW] [SK2092]

SIZES				
SR	39-47	D	FULL	349 9065
JR	33-38	D	FULL	349 9062

TACKS 1092 SKATE [NEW] [SK1092]

SIZES				
SR	39-47	D	FULL	349 9085
JR	33-38	D	FULL	349 9082
YT	25-32	D	FULL	349 9080

QUARTER PACKAGE	SYNTHETIC TECH FORM BOOT A durable outer shell with excellent foot support and comfort.	QUARTER PACKAGE	SYNTHETIC FORM BOOT A durable outer shell with excellent foot support and comfort.	QUARTER PACKAGE	SYNTHETIC FORM MESH BOOT A durable boot shell with excellent foot support and comfort.
LINER	TWO-TONE BRUSHED MICRO-FIBER Provides comfort and a resistance to wear and tear.	LINER	BRUSHED MICRO-FIBER Provides comfort and a resistance to wear and tear.	LINER	BRUSHED MICRO-FIBER Provides comfort and a resistance to wear and tear.
TONGUE	FELT TONGUE WITH EMBOSSED LACE-BITE PROTECTION 7mm felt for comfort and protection.	TONGUE	FELT TONGUE 5mm felt tongue for comfort and protection.	TONGUE	FELT TONGUE 5mm felt tongue for comfort and protection.
OUTSOLE	INJECTED OUTSOLE Solid energy transfer profile.	OUTSOLE	INJECTED OUTSOLE Solid energy transfer profile.	OUTSOLE	INJECTED OUTSOLE Solid energy transfer profile.
FOOTBED	CCM FOOTBED Provides support and comfort.	FOOTBED	CCM FOOTBED Provides support and comfort.	FOOTBED	CCM FOOTBED Provides support and comfort.
HOLDER RUNNER	SPEEDBLADE PRO Non replaceable stainless steel blade with elevated heel holder for increased attack angle providing greater strides and cornering.	HOLDER RUNNER	SPEEDBLADE PRO Non replaceable stainless steel blade with elevated heel holder for increased attack angle providing greater strides and cornering.	HOLDER RUNNER	E-PRO Non replaceable stainless steel blade with elevated heel holder for increased attack angle providing greater strides and cornering.



JETSPEED SKATE [SKJS]

SIZES				
SR	6-12	D	FULL/HALF	349 8002
SR	6-12	EE	FULL/HALF	349 8003

JETSPEED 300 SKATE [SK300]

SIZES				
SR	6-12	D	FULL/HALF	349 8012
SR	6-12	EE	FULL/HALF	349 8013

QUARTER PACKAGE	ROCKETFRAME™ COMPOSITE Fully shaped composite shell provides advanced contoured support including improved heel lock for maximum speed.	QUARTER PACKAGE	ROCKETFRAME™ COMPOSITE Fully shaped shell with improved heel lock provides contoured support for maximum speed.
FIT	CONTOURED FIT An ergonomic fit, that wraps closely to the foot. The heel, ankle and forefoot are locked into the boot, for optimized skating performance	CORE	HEAT MOLDABLE SPEEDCORE 2 Contour shape with heat moldable technology for customized support.
CORE	HEAT MOLDABLE SPEEDCORE 2 PLUS Optimized contour shape with heat moldable technology for customized support.	LINER	DUAL ZONE CLARINO LINER Enhances high performance fit and comfort, with lightweight tendon part and Durazone abrasion patch.
LINER	DUAL ZONE SOFT TOUCH LINER SuperDry lightweight liner with Durazone abrasion patch enhances comfort.	COMFORT PAD	SMOOTH CONTOUR Soft pad for superior foot comfort.
COMFORT PAD	SMOOTH CONTOUR Soft pad for superior foot comfort.	TONGUE	JETPROTECT TONGUE Multi layer fabrication for enhanced lace bite protection and comfort.
TONGUE	JETPROTECT TONGUE Multi layer fabrication for enhanced lace bite protection and comfort.	ANKLE PADDING	MULTI DENSITY MEMORY FOAM Lightweight comfort pads.
ANKLE PADDING	MULTI DENSITY MEMORY FOAM Symmetrical foam comfort pads that conform to ankle bone for customized fit.	OUTSOLE	COMPOSITE FIBERGLASS WITH FULL EXHAUST Stiffness and torsion resistance.
MIDSOLE	LIGHTWEIGHT COMPOSITE MIDSOLE Increased support for enhanced blade to boot interface.	FOOTBED	AIR SYSTEM Lightweight comfort footbed with air channels.
OUTSOLE	ULTRALIGHT CARBON FORCE WITH FULL EXHAUST Balance between stiffness and weight with power channel for superior energy transfer to blade.	HOLDER	SPEEDBLADE 4.0 Increased attack angle providing greater strides and cornering.
FOOTBED	CCM CUSTOM FOOTBED (POWERED BY CURREKSOLE) Customized arch support provides an increased area of contact with the skate for maximized performance.	RUNNER	SPEEDBLADE STAINLESS STEEL Provides a long lasting edge for long term performance.
HOLDER	SPEEDBLADE 4.0 Increases attack angle providing greater strides and cornering.		
RUNNER	SKJS - SPEEDBLADE HYPER-GLIDE SKJSB - SPEEDBLADE BLACK Superior speed and glide for enhanced performance.		



JETSPEED 250 SKATE

SIZES [SK250]				
JR	33-38	D	FULL	349 8041
YT	25-32	D	FULL	349 8040

QUARTER PACKAGE	SYNTHETIC EMBOSSED SHELL Durable outer shell.
LINER	HEAVY DUTY MICROFIBER Created for comfort and durability.
OUTSOLE	LOW PROFILE INJECTED Low profile interface to maximize energy transfer.
FOOTBED	CCM FOOTBED Designed for comfort and support.
HOLDER RUNNER	NON REPLACEABLE STAINLESS STEEL RUNNER A long lasting edge for long term performance.



JETSPEED 260 SKATE

SIZES [SK260] *BOOKING ONLY				
SR	39-46	D	FULL	349 8142
JR	33-38	D	FULL	349 8141

QUARTER PACKAGE	DURABLE TECH MESH Durable outer shell with elite support.
LINER	HEAVY DUTY MICROFIBER Created for comfort and durability.
OUTSOLE	LOW PROFILE INJECTED Low profile interface to maximize energy transfer.
FOOTBED	LIGHTWEIGHT CCM FOOTBED Lightweight and comfortable.
HOLDER RUNNER	SPEEDBLADE PRO Taking advantage of the 4mm to increase the angle of attack.

JETSPEED 270 SKATE



SIZES				
SR	6-12	EE	FULL/HALF	349 8032
JR	3-5	EE	FULL/HALF	349 8031
QUARTER PACKAGE	SYNTHETIC ACTION FORM Durable outer shell with elite structural stiffness.			
LINER	HEAVY DUTY MICROFIBER Created for comfort and durability.			
TONGUE	FELT TONGUE WITH LACE BITE PROTECTION Improved lace bite protection offers comfort and protection.			
OUTSOLE	LOW PROFILE INJECTED Low profile interface to maximize energy transfer.			
FOOTBED	ANATOMICAL RESPONSE Designed for support, comfort, and durability.			
HOLDER	SPEEDBLADE 4.0 Increased attack angle providing greater strides and cornering.			
RUNNER	SPEEDBLADE STAINLESS STEEL Provides a long lasting edge for long term performance.			
JR				
EYELET FACING	FLEXIBLE FACING WITH SMALLER TOP EYELET Makes it easier for kids to tie their skates tight.			
LACES	GRIP LACES Helps juniors tie their own skates tightly.			



RIBCOR SKATE

Working closer than ever with our large stable of NHL Ribcor skate users, the goal was simple: Make the Ribcor 50K skate our best Pump skate ever. Pro feedback led directly to performance enhancements to the Pump, Quarter, Tongue, and Tendon Guard. The end result is even more range of motion and flexibility resulting in better agility and tighter turns.

NEW TRIGUARD PRO TONGUE

Lightweight with enhanced lace bite protection for maximum fit and comfort.



ADVANCED PUMP™

The next generation in Pump™ technology is more efficient in offering a personalized pro fit with added comfort.



RIBCOR ELITE QUARTER/CORE

Enhanced pro ribbed reinforcement harnesses flexion for maximum power.





RIBCOR 50K SKATE [SK50P]

SIZES				
SR	6-12	D	FULL/HALF	349 8052
	6-12	EE	FULL/HALF	349 8053
JR	5-5.5	EE	FULL/HALF	349 8051

RIBCOR 48K SKATE [SK48P]

SIZES				
SR	6-12	D	FULL/HALF	349 8162

PUMP™	ADVANCED PUMP™ Most efficient Pump™ to date for personalized fit with added comfort.	PUMP™	ADVANCED PUMP™ Most efficient Pump™ to date for personalized fit with added comfort.
QUARTER PACKAGE	RIBCOR ELITE Enhanced pro ribbed reinforcement harnesses flexion for maximum power.	QUARTER PACKAGE	RIBCOR FLEX PLUS DURAFILM Composite reinforced quarter for improved rigidity and durability.
FIT	COMFORT FIT WITH CUSTOMIZATION Flexion ribs and a high performance foam against the forefoot provides superior comfort and the Pump technology personalizes the heel-lock to the player's preference.	CORE	HEAT-MOLDABLE FLEXCORE Lightweight and thermo-formable core for maximum comfort and reactiveness.
CORE	HEAT-MOLDABLE FLEXCORE Lightweight and thermo-formable core for maximum comfort and reactiveness.	LINER	SR: DUAL ZONE LINER WITH DURATEX GRIP AND NASH + DURAZONE ABRASION PATCH JR: DUAL ZONE LINER WITH DURATEX GRIP AND NYLEX + NASH Enhances durability with increased heel lock.
LINER	SR: DUAL ZONE WITH TACKY NASH AND CLARINO JR: DUAL ZONE WITH DURATEX GRIP AND NASH Keeps the foot dry and enhances heel lock with maximum durability at the top eyelets.	TONGUE	FELT TONGUE WITH MOLDED LACE BITE PROTECTION Pro level feel and protection.
TONGUE	TRIGUARD TONGUE Lightweight with enhanced lace bite protection for maximum fit and comfort.	OUTSOLE	LIGHTWEIGHT COMPOSITE OUTSOLE Increased torsional rigidity for maximum energy transfer and reactiveness.
MIDSOLE	COMPOSITE MIDSOLE Lightweight support for enhanced blade to boot interface.	FOOTBED	F-I-T SYSTEM Provides stable fit and comfort.
OUTSOLE	CARBON COMPOSITE OUTSOLE Lightweight structure that maximizes energy transfer.	HOLDER	SPEEDBLADE 4.0 HOLDER Increases attack angle providing greater strides and cornering.
FOOTBED	GRIPONTITE Reduces foot movement to increase energy transfer.	RUNNER	SPEEDBLADE BLACK High performance blade with oxide treatment for a longer edge life and a greater resistance to corrosion.
HOLDER	SPEEDBLADE 4.0 Increases attack angle providing greater strides and cornering.		
RUNNER	SPEEDBLADE BLACK High performance blade with oxide treatment for a longer edge life and a greater resistance to corrosion.		



RIBCOR 46K SKATE [SK46P]

SIZES				
SR	6-12	D	FULL/HALF	349 8062
JR	3-5	D	FULL/HALF	349 8061

RIBCOR 44K SKATE [SK44P]

SIZES				
SR	6-12	D	FL/HF	349 8072
JR	3-5	D	FL/LF	349 8071

PUMP™	ADVANCED PUMP™ Most efficient Pump™ to date for personalized fit with added comfort.	PUMP™	ADVANCED PUMP™ Most efficient Pump™ to date for personalized fit with added comfort.
QUARTER PACKAGE	RIBCOR FLEX PLUS Composite reinforced quarter for improved rigidity and durability.	QUARTER PACKAGE	RIBCOR FLEX Light weight structure for enhanced forward flexion and durability.
CORE	HEAT-MOLDABLE FLEXCORE Lightweight and thermo-formable core for maximum comfort and reactiveness.	CORE	LIGHTWEIGHT ELITE SYNTHETIC CORE Enhanced support and durability.
LINER	SR: DUAL ZONE LINER WITH LIGHTWEIGHT NYLEX FABRIC AND TACKY NASH JR: DUAL ZONE LINER WITH LIGHTWEIGHT NYLEX FABRIC Enhances durability with increased heel lock.	LINER	DUAL ZONE LIGHTWEIGHT TRICOT Comfortable fit and durability.
TONGUE	FELT TONGUE Pro level feel and protection.	TONGUE	2-PIECE HIGH DENSITY FELT TONGUE Provides excellent fit and comfort.
OUTSOLE	COMPOSITE OUTSOLE Stiffness for energy transfer and reactiveness.	OUTSOLE	VENTED LOW PROFILE INJECTED OUTSOLE Maximizes energy transfer with moisture management.
FOOTBED	F-I-T SYSTEM Provides stable fit and comfort.	FOOTBED	MOLDED CCM FOOTBED For comfort and durability.
HOLDER	SPEEDBLADE 4.0 HOLDER Increases attack angle providing greater strides and cornering.	HOLDER	SPEEDBLADE 4.0 Increases attack angle providing greater strides and cornering.
RUNNER	SPEEDBLADE STAINLESS STEEL Provides a long lasting edge for long term performance.	RUNNER	SPEEDBLADE STAINLESS STEEL RUNNER Provides a long lasting edge for long term performance.



RIBCOR 42K SKATE

SIZES				
SR	39-45	0	FULL	349 8082
JR	35-38	0	FULL	349 8081
PUMP™	ADVANCED PUMP™ Most efficient Pump™ to date for personalized fit with added comfort.			
QUARTER PACKAGE	ELITE SYNTHETIC UPPER Lightweight structure for enhanced forward flexion.			
CORE	LIGHTWEIGHT ELITE SYNTHETIC CORE Enhanced support and durability.			
LINER	DUAL ZONE LIGHTWEIGHT TRICOT Comfortable fit and durability.			
TONGUE	2-PIECE HIGH DENSITY FELT TONGUE Enhances the fit and comfort.			
OUTSOLE	VENTED LOW PROFILE INJECTED OUTSOLE Maximizes energy transfer with moisture management.			
FOOTBED	CCM FOOTBED Designed for comfort and support.			
HOLDER RUNNER	SPEEDBLADE 4.0 PRO Non-replaceable Stainless Steel long lasting edge runner, taking advantage of the 4mm to increase the angle of attack.			

MEN SKATE GUIDE

	JUNIOR								SENIOR													
US SKATE SIZE	1	2	3	3.5	4	4.5	5	5.5	6	6.5	7	7.5	8	8.5	9	9.5	10	10.5	11	11.5	12	13
EURO SIZE	32.5	34	35	36	36.5	37.5	38.5	39	40	40.5	41	42	42.5	43	44	44.5	45	45.5	46	47	48	49
FOOT LENGTH	209	217	225	230	234	238	242	248	252	256	260	265	269	273	277	281	286	290	294	298	303	312
BLADE SIZE	215	221	230	238	238	247	255	255	263	263	271	271	271	280	280	287	287	295	295	304	304	312

WOMEN SKATE GUIDE

GIRLS						WOMEN										
US SKATE SIZE	8	9	10	11	12	13	1	2	3	4	5	6	7	8	9	10
EURO SIZE	23	24	26	27	28	30	31	32	33	34.5	36	37.5	39	40.5	42	43
FOOT LENGTH	145	153	165	173	181	189	197	205	213	221	230	238	248	256	265	273

SPEEDBLADE

JUNIOR										
TACKS BOOT	1	1.5	2	2.5	3	3.5	4	4.5	5	5.5
BLADE LENGTH	215		221		230		238		247	

JUNIOR										
JETSPED & RIBCOR BOOT	1	1.5	2	2.5	3	3.5	4	4.5	5	5.5
BLADE LENGTH	215		221		230		238		247	255

SENIOR

6	6.5	7	7.5	8	8.5	9	9.5	10	10.5	11	11.5	12
255		263		271		280		287		295		304

SENIOR

6	6.5	7	7.5	8	8.5	9	9.5	10	10.5	11	11.5	12	13
255	263		271		280		287		295		304		312

SB +4.0 HOLDER

[HSB] LEFT / RIGHT
349 0194 LEFT, 349 0195 RIGHT



CUSTOM SUPPORT INSOLES

POWERED BY: CURREX SOLE

[ACCS]

LOW	349 0760
MID	349 0761
HIGH	349 0762



CCM EASY STEP

[ACSTEP]

SIZES	SALES LOT	ART. NO.
OSFA	25 PAIRS	371 0015

MATERIAL HARD PE MATERIAL FOR LONG-TERM DURABILITY

ADJUSTMENT EASY LENGTH ADJUSTMENT SYSTEM FOR CUSTOM FIT

FIT COMPATIBLE WITH ALL SKATE BLADES AND HOLDERS

LOGO CCM LOGO PRINTS



CCM PROLINE SOAKER

SR 361 3188

MATERIAL WATER RESISTANT NYLON AS OUTER MATERIAL. TERRY LINER THAT ABSORBS EXCESS WATER

CONSTRUCTION DURABLE ELASTIC BAND TO SLIP-ON ALL SKATES

LOGO CCM TAB IN HEEL

COLOR BLACK, RED



SPEEDBLADE HYPERGLIDE

POLISHED STEEL
[RHG] PAIR
349 0189



SPEEDBLADE STAINLESS

REGULAR STEEL
[RSB] PAIR
349 0190



SPEEDBLADE BLACK

OXIDE STEEL
[RSBB] PAIR
349 0197



SB STAINLESS +2MM

REGULAR STEEL
PAIR
349 0191



CCM BLADE COVER

SIZES SR 361 3186 JR 361 3185

MATERIAL COTTON TERRY CLOTH ABSORBS WATER FROM THE BLADE

CONSTRUCTION DURABLE ELASTIC BAND TO SLIP-ON ALL SKATES

LOGO CCM TAB IN HEEL

COLOR BLACK, RED



SUPER TACKS STICK [NEW]

The new Super Tacks is really considered to be our true all-in-one stick. Trusted Tacks performance has been taken to the next level with its two distinctive loading zones. It allows for maximum loading on both wrist and slap shots due to the different stiffness zones. The blade is even lighter than the previous version and the durability of the shaft has been increased. The new Super Tacks is a stick you can rely on no matter what the game situation.

NEW DUAL FLEX PROFILE

The new flex profile is an optimized version of the previous mid kick point which now offers a softer loading zone for wrist shots and a stiffer one for slap shots.



LIGHTER BLADE

By reducing the weight of the new AcuLite blade, the overall feel of the stick has been improved, but the stiffness has been maintained to help provide great accuracy.



ADDED DURABILITY

The bumper technology has been improved by increasing the strength of the slash zone which allows for a stronger shaft.



SUPER TACKS

[HSSTK] [NEW]

WEIGHT	420 GRAMS
BLADE	ACULITE BLADE A new layup allows us to achieve an extremely light blade while maintaining its high stiffness for a more accurate shot.
KICK POINT	DUAL FLEX PROFILE Optimized mid kick point which offers a softer loading zone for wrist shots and a stiffer one for slap shots.
SHAFT	BUMPER TECHNOLOGY WITH REINFORCED SLASH ZONE Increase in the strength of the shaft by adding material in the most vulnerable part of the shaft, the slash zone for uncompromising durability.

STIFFNESS

SENIOR FLEX 95 / 82" - GRIP P6 / P19 / P29	376 4045
SENIOR FLEX 85 / 80" - GRIP P6 / P19 / P29	376 4040
SENIOR FLEX 75 / 80" - GRIP P6 / P19 / P29	376 4035
INT. FLEX 70 / 57" - GRIP P28 / P29	376 4032
WHIP FLEX 60 / 57" - GRIP P29	376 4028
JUNIOR FLEX 50 / 52" - GRIP P29	376 4029

SUPER TACKS TEAM

[HSSTKT] [NEW]

WEIGHT	455 GRAMS
BLADE	ACULITE BLADE A new layup allows us to achieve an extremely light blade while maintaining its high stiffness for a more accurate shot.
KICK POINT	MID KICK POINT The all in-one flex profile, great loading on all shots with a stiff taper for maximum accuracy.
SHAFT	BUMPER TECHNOLOGY Increase in the strength of the shaft by adding material in the most vulnerable part of the shaft, the slash zone for uncompromising durability.

STIFFNESS

SENIOR FLEX 95 / 82" - GRIP P6 / P19 / P29	376 4148
SENIOR FLEX 85 / 80" - GRIP P6 / P19 / P29	376 4145
SENIOR FLEX 75 / 80" - GRIP P6 / P19 / P29	376 4140
JUNIOR FLEX 50 / 52" - GRIP P29	376 4135

4092 [HS4092] [NEW]

WEIGHT	485 GRAMS
BLADE	ULTRA ATTACKFRAME A lightweight blade with high torsional and bending stiffness for a more accurate shot.
KICK POINT	MID KICK POINT The all in-one flex profile, great loading on all shots with a stiff taper for maximum accuracy.
SHAFT	FULL GRIP Improved control and feel.

STIFFNESS

SENIOR FLEX 85 / 58" - GRIP P29	376 4340
SENIOR FLEX 75 / 58" - GRIP PP29	376 4335
INT. FLEX 85 / 57" - GRIP P29	376 4330
JUNIOR FLEX 50 / 52" - GRIP P29	376 4320

2092 [HS2092] [NEW]

WEIGHT	535 GRAMS
BLADE	ATTACKFRAME High torsional and bending stiffness for a more accurate shot.
KICK POINT	MID KICK POINT The all in-one flex profile, great loading on all shots with a stiff taper for maximum accuracy.
SHAFT	FULL GRIP Improved control and feel.

STIFFNESS

SENIOR FLEX 85 / 58" - GRIP P29	376 4440
INT. FLEX 85 / 57" - GRIP P29	376 4430
JUNIOR FLEX 50 / 52" - GRIP P29	376 4420

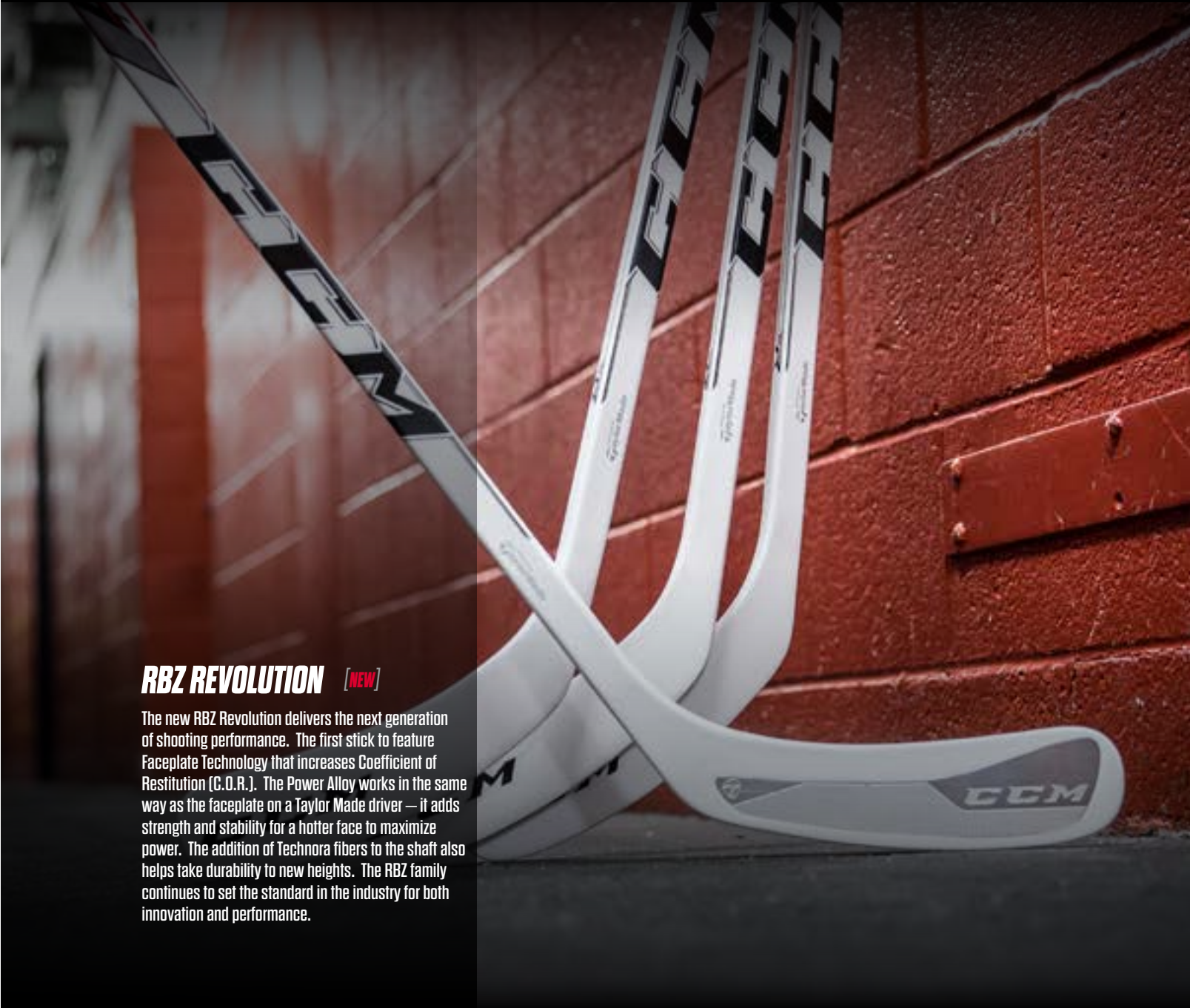
Y-TACKS [HSYTK] [NEW]

20 FLEX

BLADE	A BLADE THAT IS A BIT MORE FORGIVING FOR PLAYERS WHO ARE JUST STARTING TO LEARN THE GAME.
SHAFT	A SMALLER SHAFT THAT IS A BIT ROUNDER.

STIFFNESS

JUNIOR FLEX 20 / 43" - GRIP P29	376 4010
---------------------------------	----------



RBZ REVOLUTION [NEW]

The new RBZ Revolution delivers the next generation of shooting performance. The first stick to feature Faceplate Technology that increases Coefficient of Restitution (C.O.R.). The Power Alloy works in the same way as the faceplate on a Taylor Made driver — it adds strength and stability for a hotter face to maximize power. The addition of Technora fibers to the shaft also helps take durability to new heights. The RBZ family continues to set the standard in the industry for both innovation and performance.

FACEPLATE TECHNOLOGY

A new blade structure that increases the sweet spot while also achieving unmatched C.O.R for constant powerful shots.

TECHNORA REINFORCEMENT

The addition of the well proven Aramid fibers to increase durability without compromising performance.

POWER ALLOY

Alloy developed to maximize strength for powerful shots.

POWERHOSEL 2

Longer shaft tip sits deeper towards the heel of the blade for more efficient energy transfer

RBZ REVOLUTION [NEW]
[HSZREV] [HSZREVR]

WEIGHT	435 GRAMS
BLADE	FACEPLATE TECHNOLOGY WITH POWER ALLOY A new blade structure that increases the sweet spot combined with an alloy that was developed to provide great strength. The combination offers unmatched C.O.R for powerful shots.
TAPER	POWERHOSEL 2 Longer shaft tip sits deeper towards the heel of the blade for more efficient energy transfer
KICK POINT	CUSTOM KICK POINT A unique flex profile that is ideal for shooters since the stick flexes where the player's bottom hand is placed.

STIFFNESS

SENIOR FLEX 95 / 62" - GRIP P6 / P19 / P29	376 5045
SENIOR FLEX 85 / 60" - GRIP P6 / P19 / P29	376 5040
SENIOR FLEX 75 / 60" - GRIP / CLEAR P6 / P19 / P29	375 6035

RBZ 300 [NEW]
[HSZ300]

WEIGHT	445 GRAMS
BLADE	SPEED POCKET CONSTRUCTION Provides an unbelievable trampoline effect (C.O.R.) to maximize puck speed.
TAPER	POWERHOSEL TECHNOLOGY The new rib inside the hosel help maximize the energy transfer and increase durability.
SWING WEIGHT	EXTREMELY LOW SWING WEIGHT A better weight distribution throughout the stick gives the player a faster swing speed.
KICK POINT	CUSTOM KICK POINT The stick flexes based on the player's bottom hand, making it perfect for any type of shot and no matter if the player is in the perfect position

STIFFNESS

SENIOR FLEX 85 / 60" - GRIP P6 / P19	376 5140
SENIOR FLEX 75 / 58" - GRIP P6 / P19	376 5135

RBZ 270 [NEW]
[HSZ270]

WEIGHT	490 GRAMS
BLADE	SPEED POCKET CONSTRUCTION Provides high Coefficient of Restitution (C.O.R.) for a great trampoline effect to maximize puck speed.
TAPER	POWERHOSEL TECHNOLOGY The rib inside the hosel helps maximize the energy transfer and increase durability.
KICK POINT	CUSTOM KICK POINT A unique flex profile that is ideal for shooters since the stick flexes where the player's bottom hand is placed.

STIFFNESS

SENIOR FLEX 85 / 58" - GRIP P29	376 5240
SENIOR FLEX 75 / 58" - GRIP P29	376 5235
INT. FLEX 65 / 57" - GRIP P29	376 5230
JUNIOR FLEX 50 / 52" - GRIP P29	376 5220

RBZ 250 [NEW]
[HSZ250]

WEIGHT	540 GRAMS
BLADE	HIGH C.O.R BLADE CONSTRUCTION Increased trampoline effect off the blade.
TAPER	EFFICIENT ENERGY TRANSFER CONSTRUCTION Increased energy transfer and durability.
KICK POINT	CUSTOM KICK POINT A unique flex profile that is ideal for shooters since the stick flexes where the player's bottom hand is placed.

STIFFNESS

SENIOR FLEX 85 / 58" - GRIP P29	376 5340
INT. FLEX 65 / 57" - GRIP P29	376 5330
JUNIOR FLEX 50 / 52" - GRIP P29	376 5320

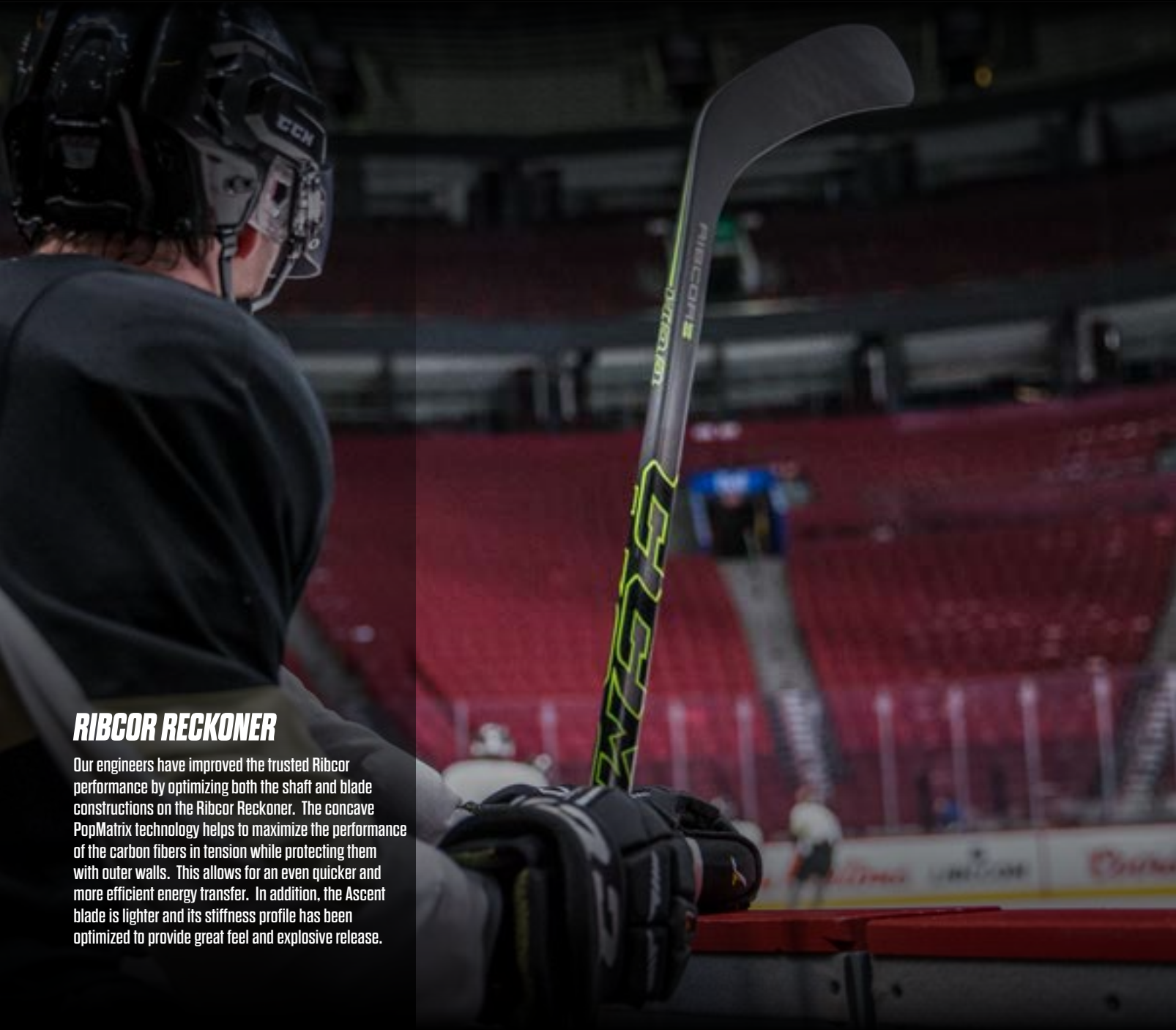
YOUTH RBZ [NEW]
[HSYRZ]

BLADE	A BLADE THAT IS A BIT MORE FORGIVING FOR PLAYERS WHO ARE JUST STARTING TO LEARN THE GAME.
SHAFT	A SMALLER SHAFT THAT IS A BIT ROUNDER.

20 FLEX

STIFFNESS

JUNIOR FLEX 20 / 43" - GRIP P29	376 5010
------------------------------------	----------

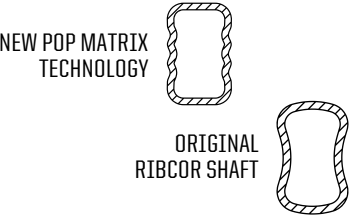


RIBCOR RECKONER

Our engineers have improved the trusted Ribcor performance by optimizing both the shaft and blade constructions on the Ribcor Reckoner. The concave PopMatrix technology helps to maximize the performance of the carbon fibers in tension while protecting them with outer walls. This allows for an even quicker and more efficient energy transfer. In addition, the Ascent blade is lighter and its stiffness profile has been optimized to provide great feel and explosive release.

CONSTRUCTION

The new PopMatrix Technology was designed to improve upon Ribcor's unique geometry. By changing the design, we were able to maximize the performance of the carbon fibers. These performance fibers that are in tension in the rib are protected by outer walls as a result of its concave geometry.



TECHNORA SHAFT

Reinforced TECHNORA shaft provides incredible durability and great performance.



ASCENT BLADE

The Ascent blade is not only lighter, but has been optimized to provide great feel and a quick release due to the constant increase in stiffness from the heel to the toe of the blade.



RIBCOR RECKONER

[HSR1B3]

WEIGHT	415 GRAMS
CONSTRUCTION	POPMATRIX TECHNOLOGY Performance fibers are constantly in tension for a quick and efficient power transfer and loading while being protected by the outer layers.
SHAFT	TECHNORA REINFORCEMENT Aramid fiber that provides incredible durability and great performance.
BLADE	ASCENT BLADE New optimized stiffness profile that goes from softer in the heel to extra stiff at the toe for a great combination of feel and a quick release.
HIGH LOADING RATIO	POWER TAPER RATIO OF 3:1 More vertical stiffness means that less energy is wasted down into the ice and more energy is transferred all the way through to the blade
KICK POINT	LOW KICK POINT The stick will load very easily for that quick and surprising release.

STIFFNESS

SENIOR FLEX 105 / 62" - GRIP P19 / P29 / P40	376 0948
SENIOR FLEX 95 / 62" - GRIP P6 / P19 / P29	376 0945
SENIOR FLEX 85 / 60" - GRIP P6 / P19 / P29	376 0940
SENIOR FLEX 76 / 60" - GRIP P6 / P19 / P29	376 0935

RIBCOR 48K

[HSRC48]

WEIGHT	445 GRAMS
CONSTRUCTION	POPMATRIX TECHNOLOGY Performance fibers are constantly in tension for a quick and efficient power transfer and loading while being protected by the outer layers.
BLADE	SXX2 BLADE Stiffness profile that goes from stiff in the heel to extra stiffer in the toe which helps get that puck off quickly.
HIGH LOADING RATIO	A POWER TAPER RATIO OF 3:1 More vertical stiffness means that less energy is wasted down into the ice and more energy is transferred all the way through to the blade.
KICK POINT	LOW KICK POINT The stick will load very easily for that quick and surprising release.

STIFFNESS

	376 1045
SENIOR FLEX 85 / 60" - GRIP P19 / P29	376 1040
SENIOR FLEX 76 / 60" - GRIP P19 / P29	376 1035



RIBCOR 46K
[HSRC46]

WEIGHT	500 GRAMS
CONSTRUCTION	PRE-LOADED RIBCOR SHAFT Helps increase power transfer from your hands directly to the puck.
BLADE	SXX2 BLADE Stiffness profile that goes from stiff in the heel to extra stiffer in the toe which helps get that puck off quickly.
HIGH LOADING RATIO	A POWER TAPER RATIO OF 3:1 More vertical stiffness means that less energy is wasted down into the ice and more energy is transferred all the way through to the blade.
KICK POINT	LOW KICK POINT The stick will load very easily for that quick and surprising release.

STIFFNESS	
SENIOR FLEX 95 / 59" - GRIP P29	376 1145
SENIOR FLEX 85 / 59" - GRIP P29	376 1140
SENIOR FLEX 75 / 59" - GRIP P29	376 1135
INT. FLEX 65 / 57" - GRIP P29	376 1130
JUNIOR FLEX 40 / 52" - GRIP P29	376 1118

RIBCOR 44K
[HSRC44]

WEIGHT	570 GRAMS
CONSTRUCTION	EASY TO LOAD TECHNOLOGY A unique stiffness profile that mirrors the Ribcor shaft.
BLADE	SXX BLADE Blade's stiffness profile goes from stiff in the heel to extra stiff in the toe to get that shot off quickly.
HIGH LOADING RATIO	A POWER TAPER RATIO OF 3:1 More vertical stiffness means that less energy is wasted down into the ice and more energy is transferred all the way through to the blade.
KICK POINT	LOW KICK POINT The stick will load very easily for that quick and surprising release.

STIFFNESS	
SENIOR FLEX 85 / 59" - GRIP P29	376 1240
INT. FLEX 65 / 57" - GRIP P29	376 1220
JUNIOR FLEX 50 / 52" - GRIP P29	376 1215

RIBCOR TRIGGER ASY **[NEW]**

The Ribcor line has always been unique due to its visual technology that helps generate amazing loading and quick release. The new Ribcor Trigger ASY will still feature the visible Pop Matrix Technology, but the layup will be completely new. The ASY-1 Flex Profile was developed to maximize the performance of every single fiber in the stick. This allows the players to release even quicker than before. The structure of the blade has also been modified to increase puck feel and reduce weight. The new Ribcor Trigger ASY stays true to the DNA of the Ribcor line while, once again, improving its feel and performance.

ASY-1 FLEX PROFILE

A complete new layup allows for an even quicker release. Designed with feedback from NHL players and validated in the CCM Performance Lab.

TECHNORA REINFORCEMENT

Aramid fiber that provides incredible durability without compromising performance due to its bending properties.

ASCENT BLADE 2

The structure has been modified to reduce the weight and improve puck feel while maintaining the stiffness in the toe.

POP MATRIX TECHNOLOGY

Performance fibers are constantly in tension for a quick and efficient power transfer and loading while being protected by the outer layers.

NEW POP MATRIX TECHNOLOGY



ORIGINAL RIBCOR SHAFT



RIBCOR TRIGGER ASY [NEW]

[HSR1B4]

WEIGHT	415 GRAMS
FLEX PROFILE	ASY-1 FLEX PROFILE A complete new layup allows for an even quicker release. Designed with feedback from NHL players and validated in the CCM Performance Lab.
CONSTRUCTION	POP MATRIX TECHNOLOGY Performance fibers are constantly in tension for a quick and efficient power transfer and loading while being protected by the outer layers.
BLADE	ASCENT BLADE 2 Lighter blade that has been developed to improve puck feel while maintaining the stiffness in the toe.
SHAFT	TECHNORA REINFORCEMENT Increase in durability without compromising performance.
KICK POINT	LOW KICK POINT Easy to load for a quick and surprising release.

STIFFNESS

SENIOR FLEX 95 / 82" - GRIP P6 / P29 / P19	376 6045
SENIOR FLEX 85 / 80" - GRIP P6 / P29 / P19	376 6040
SENIOR FLEX 75 / 80" - GRIP P6 / P29 / P19	376 6035

RIBCOR 49K [NEW]

[HSRC49]

WEIGHT	450 GRAMS
CONSTRUCTION	POPMATRIX TECHNOLOGY Performance fibers are constantly in tension for a quick and efficient power transfer and loading while being protected by the outer layers.
BLADE	ASCENT BLADE New optimized stiffness profile that goes from softer in the heel to extra stiff at the toe for a great combination of feel and quick release.
HIGH LOADING RATIO	POWER TAPER RATIO OF 3:1 More vertical stiffness means that less energy is wasted down into the ice and more energy is transferred all the way through to the blade.
KICK POINT	LOW KICK POINT Easy to load for a quick and surprising release.

STIFFNESS

SENIOR FLEX 85 / 80" - GRIP P29 / P19	376 6140
SENIOR FLEX 75 / 80" - GRIP P29 / P19	376 6135

RIBCOR 47K [NEW]

[HSRC47]

WEIGHT	480 GRAMS
CONSTRUCTION	POPMATRIX TECHNOLOGY Performance fibers are constantly in tension for a quick and efficient power transfer and loading while being protected by the outer layers.
BLADE	ASCENT BLADE New optimized stiffness profile that goes from softer in the heel to extra stiff at the toe for a great combination of feel and quick release.
HIGH LOADING RATIO	POWER TAPER RATIO OF 3:1 More vertical stiffness means that less energy is wasted down into the ice and more energy is transferred all the way through to the blade.
KICK POINT	LOW KICK POINT Easy to load for a quick and surprising release.

STIFFNESS

SENIOR FLEX 85 / 59" - GRIP P29	376 6240
SENIOR FLEX 75 / 59" - GRIP P29	376 6235
INT. FLEX 85 / 57" - GRIP P29	376 6230
JUNIOR FLEX 60 / 52" - GRIP P29	376 6220

RIBCOR 45K [NEW]

[HSRC45]

WEIGHT	540 GRAMS
FLEX PROFILE	EASY TO LOAD TECHNOLOGY A unique stiffness profile that mirrors the RIBCOR shaft.
BLADE	SXX2 BLADE The blade's stiffness goes from stiff in the heel to extra stiff in the toe for that quick release.
HIGH LOADING RATIO	POWER TAPER RATIO OF 3:1 More vertical stiffness means that less energy is wasted down into the ice and more energy is transferred all the way through to the blade.
KICK POINT	LOW KICK POINT Easy to load for a quick and surprising release.

STIFFNESS

SENIOR FLEX 85 / 59" - GRIP P29	376 6340
INT. FLEX 85 / 57" - GRIP P29	376 6330
JUNIOR FLEX 60 / 52" - GRIP P29	376 6320

COMPOSITE END PLUG [HSULT]



HOSEL 4 INCH COMPOSITE END PLUG

WOOD END PLUG [BLCRO]



HOSEL 4 INCH WOODEN END PLUG

CROSSOVER BLADE [BLCRO]



BLADE FIBERGLASS REINFORCED WITH ABS CORE
Very high durability with good feel.

HOSEL STANDRAD HOSEL
Fits with a traditinal shaft

PATTERNS

SENIOR P19 774 1403

JOFA 4020

TPM 4020

Courbe 23 L

EDGE [HSEGE]

BLADE ULTIMATE ABS CORE
Great durability on a varietyof surfaces.

SHAFT MULTI-LAM CONSTRUCTION
Very strong and durable with a long lasting glossy finish.

ALSO RECOMMENDED FOR STREET HOCKEY

STIFFNESS

SENIOR FLEX 86 / 80" P19 376 3640



POSITION Mid
SIZE Small
OPENESS Opened
BENEFITS Heel curve for powerful shots

TACKS RBZ RIBCOR


P6



POSITION Heel
SIZE Medium
OPENESS Slightly opened
BENEFITS Mid curve provides control and accuracy

TACKS RBZ RIBCOR

P19




POSITION Mid
SIZE Big
OPENESS Opened
BENEFITS The all-in-one. Accurate passing, good control and a hard shot

TACKS RBZ RIBCOR

P29 CROSBY

FAMILY	RBZ	TACKS	RIBCOR
BENEFIT	POWER	ACCURACY	QUICK RELEASE / FEEL
TYPE OF PLAYER	SHOOTER	SNIPER	DANGLER
FLEX PROFILE LOADING	CUSTOM KICK POINT Will always get a good load since the flex point changes with the position of the bottom hand.	MID KICK POINT The all-in-one, softer for wrist shots, stiffer for slap shots.	LOW KICK POINT The stick will load very easily, for that quick and surprising release.
BLADE	Maximizing the TRAMPOLINE EFFECT, which translates into power	Maximizing the BLADE STIFFNESS for maximum accuracy on passes and shots	Combining a SOFTER HEEL for great feel and a VERY STIFF TOE for explosive release





FITLITE 3DS HELMET [NEW]

[HTFL3DS] ART. NO. HT: 351 3000
[HTFL3DSC] ART. NO. HTC: 351 3010

SIZES		HAT SIZES	CIRCUMFERENCES
SR	S	6 3/8 - 7	20" - 22" / 51 - 56 CM
	M	6 7/8 - 7 3/8	21.5" - 23.25" / 55 - 59 CM
	L	7 1/8 - 7 3/4	22.5" - 24.5" / 57 - 62 CM

FITLITE HELMET

[HTFL] ART. NO. HT: 351 1900
[HTFLC] ART. NO. HTC: 351 1970

SIZES		HAT SIZES	CIRCUMFERENCES
SR	S	5 3/4 - 7	18" - 22" / 46 - 56 CM
	M	6 3/4 - 7 3/8	21.25" - 23.25" / 54 - 59 CM
	L	7 1/4 - 8	23" - 25.25" / 58 - 64 CM

D30 SMARTFOAM	SMART FOAM WITH HIGH SHOCK ABSORBING PROPERTIES Pro level protection disperses the force of impact.	R.E.D. SYSTEM	LIQUID FILLED BLADDERS POSITIONED BETWEEN THE LINER AND THE PLAYER'S HEAD Revolutionary technology developed with Oblique Technology and the University of Ottawa to reduce rotational acceleration of the head during an impact.
LINER	LOW DENSITY EPP WITH MEMORY FOAM COMFORT CUSHIONS Offers a lightweight professional level of protection and a state of the art comfort.	LINER	LOW DENSITY FLEXIBLE EPP WITH LYCRA LAMINATED COMFORT CUSHIONS Offers a lightweight professional level of protection and a state of the art comfort.
MICRODIAL III	ALLOWS A FULL 360° WRAP AND ADJUSTMENT Optimal fit and comfort with an occipital lock for a customizable fit and to keep the helmet in place during play.	MICRODIAL II	ALLOWS A 360° WRAP AND ADJUSTMENT Optimal fit and comfort with an occipital lock to best keep the helmet in place during play.
SHELL	HIGH DENSITY PE SHELL WITH ABS SUBSHELL Lightweight professional level of protection with team customizable colour.	SHELL	TWO TONE HIGH DENSITY PE SHELL WITH PETG SUBSHELL Lightweight protection with team customizable color.

COLORS
HELMET / SUBSHELL™

BK/BK

WH/WH

RY/SL

RD/RD

COLORS
HELMET / SUBSHELL™

BK/BK

WH/WH

RY/SL

RD/RD



FL80 HELMET

[HTFL80] ART. NO. HT: 351 2000
[HTFL80C] ART. NO. HTC: 351 2050

SIZES		HAT SIZES	CIRCUMFERENCES
SR	S	6 3/8 - 7	20" - 22" / 51 - 56 CM
	M	6 7/8 - 7 3/8	21.5" - 23.25" / 55 - 59 CM
	L	7 1/4 - 7 7/8	22.75" - 24.75" / 58 - 63 CM

R.E.D. SYSTEM	LIQUID FILLED BLADDERS POSITIONED BETWEEN THE LINER AND THE PLAYER'S HEAD Revolutionary technology developed with Oblique Technology and the University of Ottawa to reduce rotational acceleration of the head during an impact.
LINER	HIGH GRADE EPP WITH LYCRA LAMINATED COMFORT CUSHIONS Offers elite protection and a high level of comfort.
SHELL	HIGH DENSITY PE SHELL WITH PETG SUBSHELL Lightweight protection with team customizable color.

COLORS
HELMET / SUBSHELL™

BK/SL

WH/WH

RY/SL

RD/RD

FL60 HELMET

[HTFL60] ART. NO. HT: 351 2100
[HTFL60C] ART. NO. HTC: 351 2150

SIZES		HAT SIZES	CIRCUMFERENCES
SR	S	6 3/8 - 7	20" - 22" / 51 - 56 CM
	M	6 7/8 - 7 3/8	21.5" - 23.25" / 55 - 59 CM
	L	7 1/4 - 7 7/8	22.75" - 24.75" / 58 - 63 CM

R.E.D. SYSTEM	LIQUID FILLED BLADDERS POSITIONED BETWEEN THE LINER AND THE PLAYER'S HEAD Revolutionary technology developed with Oblique Technology and the University of Ottawa to reduce rotational acceleration of the head during an impact.
LINER	EPP LINER WITH COMFORT CUSHIONS Offers a high level protection and comfort.
SHELL	HIGH DENSITY PE SHELL Lightweight high level of protection.

COLORS
HELMET / SUBSHELL™

BLK

WHT

NAVY

RED

* AVAILABLE AS COMBO

Offered as a combo with the silver FMFL80 in sizes S, M, L

FL40 HELMET

[HTFL40] ART. NO. HT: 351 2200
[HTFL40C] ART. NO. HTC: 351 2250

SIZES		HAT SIZES	CIRCUMFERENCES
JR SR	XS	6 - 6 5/8	19" - 21" / 48 - 53 CM
	S	6 3/8 - 7	20" - 22" / 51 - 56 CM
	M	6 7/8 - 7 3/8	21.25" - 23.25" / 55 - 59 CM
	L	7 1/4 - 7 3/4	22.75" - 24.5" / 58 - 62 CM

FIT CLIPS	TOOL FREE LENGTH ADJUSTMENT Tool free length adjustment.
LINER	MULTI DENSITY FOAM LINER Liner designed to provide high levels of comfort and protection.
SHELL	AERODYNAMIC SHELL WITH VENTILATION Low profile fit with high level of protection.

COLORS
HELMET / SUBSHELL™

BLK

WHT

RED

* AVAILABLE AS COMBO

Offered as a combo with the silver FMFL40 in sizes XS, S, M, L

Bleu disponible uniquement en version avec grille

RYL



RESISTANCE HELMET

[HTRES] ART. NO. HT: 351 1600

[HTRESC] ART. NO. HTC: 351 1650

SIZES	HAT SIZES	CIRCUMFERENCES
SR	S 6 3/8 - 7	20" - 22" / 51 - 56 CM
	M 6 7/8 - 7 3/8	21.5" - 23.25" / 55 - 59 CM
	L 7 1/8 - 7 3/4	22.5" - 24.5" / 57 - 62 CM

R.E.D. SYSTEM: A SERIES OF BLADDERS BETWEEN THE LINER AND SHELL. Developed with Oblique Technology and the University of Ottawa to reduce rotational acceleration of the head during an impact.

LINER: REVOLUTIONARY LINER CONSTRUCTION FEATURING IMPACT POOS. Developed with Oblique and the University of Ottawa to best manage linear accelerations and optimize performance.

ADJUSTMENT: SINGLE TOOL FREE ADJUSTMENT. Easy adjustment at the back of the helmet for a customized fit and high level of comfort.

SHELL: DESIGNED TO MAXIMIZE PROTECTIVE CAPABILITIES. A pro preferred look with geometry that helps absorb impacts.

COLORS: BLK, WHT, YL, RED, RYL

RES 300 HELMET

[HT300] ART. NO. HT: 351 1300

[HT300C] ART. NO. HTC: 351 1350

SIZES	HAT SIZES	CIRCUMFERENCES
SR	S 6 3/8 - 7	20" - 22" / 51 - 56 CM
	M 6 7/8 - 7 3/8	21.5" - 23.25" / 55 - 59 CM
	L 7 1/8 - 7 3/4	22.5" - 24.5" / 57 - 62 CM

R.E.D. SYSTEM: SERIES OF BLADDERS BETWEEN THE LINER AND THE SHELL. Revolutionary technology developed with Oblique Technology and the University of Ottawa to reduce rotational acceleration of the head during an impact.

LINER: MULTI DENSITY FOAM LINER. Developed to help manage a variety of impacts.

ADJUSTMENT: SINGLE TOOL FREE ADJUSTMENT. Easy adjustment at the back of the helmet for a customized fit and high level of comfort.

SHELL: DESIGNED TO MAXIMIZE PROTECTIVE CAPABILITIES. A pro preferred look with geometry that helps absorb impacts.

COLORS: BLK, WHT, RED, RYL

RES 110 HELMET [NEW]

[HT110] ART. NO. HT: 351 2320

[HT110C] ART. NO. HTC: 351 2330

SIZES	HAT SIZES	CIRCUMFERENCES
SR	XS 6 1/4 - 6 3/4	19.5" - 21.25" / 50 - 54 CM
	S 6 3/8 - 7	20" - 22" / 51 - 56 CM
	M 6 7/8 - 7 3/8	21.5" - 23.25" / 55 - 59 CM
	L 7 1/8 - 7 3/4	22.5" - 24.5" / 57 - 62 CM

LINER: MULTI DENSITY FOAM LINER. Developed to help manage a variety of impacts.

ADJUSTMENT: SINGLE TOOL FREE ADJUSTMENT. Easy adjustment at the back of the helmet for a customized fit and high level of comfort.

SHELL: DESIGNED TO MAXIMIZE PROTECTIVE CAPABILITIES. A pro preferred look with geometry that helps absorb impacts.

COLORS: BLK, WHT, NVY, RED



RESISTANCE FACEMASK

[FMRES] 351 0535

SIZES SR XS, S, M, L

COLORS: SILVER

WIRES: STAINLESS STEEL, FLAT WIRES. Provide maximum visibility.

CHIN CUP: MULTI DENSITY WITH ANTIMICROBIAL FABRIC COVERING. Designed for comfort with an antimicrobial treatment.

TOP CLIP: UNIQUE SHOCK ABSORBING DESIGN. Designed to provide help absorb impacts.

J CLIP: EASY TO USE DESIGN. No need to remove the screws to adjust the sizing, simply loosen and slide the J-Clips into place.

FL40 FACEMASK

[FMFL40] 351 0540

SIZES SR XS, S, M, L

COLORS: SILVER

WIRES: THIN ROUND WIRES. Straight bars designed to provide maximum line of sight.

CHIN CUP: COMFORT FOAM WITH WIRE GUARD. Designed for comfort with protection around the bottom to reduce abrasion.

ATTACHED BENEATH THE CHIN: Allows the helmet and facemask to work as one unit.

FL80 FACEMASK

[FMFL80] 351 0545

SIZES SR S, M, L

COLORS: SILVER

WIRES: CARBON STEEL FLAT WIRE. Greatly enhanced field of vision.


CHIN CUP: MULTIPLE DENSITIES WITH ANTIMICROBIAL FABRIC COVERING. Designed for protection and comfort with antimicrobial treatment.

“OPTICAL CORRECTNESS”

WHAT IS OPTICAL CORRECTNESS?
Patent protected visor technology that ensures the best possible optical performance beyond the full field of vision for the hockey player.

HOW IS IT ACCOMPLISHED?
1. Visor Curvature: Horizontal (left to right) and vertical (up and down) curvature of visor.
2. Visor Taper: The visor is tapered from thicker in the centre to thinner on the sides.

WHAT YOU SEE IS WHAT YOU GET.
The optimized combination of curvature and taper ensures the correctness of the image projected on the retina allowing the hockey player to stickhandle, pass and shoot with precision.



OAKLEY 2.0



OAKLEY 940



415 MULTI-PURPOSE HELMET

251 0120

SIZES S 48.5-52.5 CM M 51.5-55.5 CM

FIT: TWO-PIECE. Adjustable shell with two point adjustment.

SHELL: HIGH DENSITY POLYETHYLENE.

VENTILATION: VENTILATION HOLES

LINER: MULTI IMPACT EXPANDED POLYPROPYLENE (EPP) FOAM. Great recovery ability ensures protection on numerous occasions. Comfort pads.

RELEASE SYSTEM: CERTIFIED GREEN SAFETY BUCKLE.

OTHER: CE APPROVED EN 1080 IMPACT PROTECTION. Helmet for use by young children while cycling or pursuing other activities in environments which has proven risks of head injuries.

Black (14) White (15) Blue (85)

JOFA

QUICKLITE GLOVES [NEW] [HGQLT]

SIZES
SR 13", 14", 15" 356 7801

CONSTRUCTION	PRO SELECTED POLYESTER AND LIGHTWEIGHT FOAM Lightweight and very durable.
BACKHAND/ FINGERS	PRO LEVEL PE ZOTE FOAM AND PE INSERTS Lightweight construction with pro level protection.
THUMB	FLEXIBLE THUMB (SR ONLY) Increase mobility for a better grip.
PALM	CLARINO PRO FEEL NASH AND REINFORCED PALM Pro feel and high durability.
CUFF	OPEN, SEGMENTED CUFF Enhanced freedom of movement, flexibility and protection.

QUICKLITE 250 GLOVES [NEW] [HG250]

CONSTRUCTION	LIGHTWEIGHT POLYESTER Lightweight and comfortable.
BACKHAND/ FINGERS	PE FOAM WITH PE INSERTS ON BACK HAND (SR ONLY) Lightweight construction with great level of protection.
THUMB	REGULAR PE THUMB Protects the thumb.
PALM	SOFT NASH PAM WITH REINFORCEMENT (SR ONLY) Great soft feel and durability.
CUFF	SEGMENTED CUFF Offers flexibility and protection.



COLORS



BKWH RDWH



COLORS



SIZES
SJR 11", 12", 13, 14



COLORS



BKWH NVWH RDWH

QUICKLITE 270 GLOVES [NEW] [HG270]

SIZES
SR 13", 14" 356 7601

CONSTRUCTION	PRO QUALITY MESH Lightweight and very durable.
BACKHAND/ FINGERS	PE FOAM AND PE INSERT Lightweight construction with high level of protection.
THUMB	FLEXIBLE THUMB (SR ONLY) Increase mobility for a better grip.
PALM	SOFT NASH PALM WITH REINFORCEMENT Great soft feel and durability.
CUFF	OPEN, SEGMENTED CUFF Enhanced freedom of movement, flexibility and protection.



TACKS



NVWH

ULTRA TACKS GLOVES [HGULTK]

SIZES
SR 13", 14", 15" 356 7302

D30®	SMART FOAM TECHNOLOGY WITH VERY HIGH LEVEL PROTECTION Innovative material designed to react to varying intensities of energy.
CONSTRUCTION	PRO SELECTED POLYESTER Lightweight and very durable.
BACKHAND/ FINGERS	PRO LEVEL PE FOAM AND PE INSERT WITH D30 SMART FOAM Lightweight construction with pro level protection.
THUMB	2-PIECE FLEXIBLE THUMB - SR ONLY Increase mobility for a better grip.
PALM	NHL BEIGE CLARINO NASH REINFORCED PALM Pro feel and high durability.
CUFF	OPEN, SEGMENTED CUFF Enhance freedom of movement, flexibility and protection.

COLORS



BKWH NVWH

6052 GLOVES [HG6052]

SIZES
SR 13", 14", 15" 356 7202

CONSTRUCTION	PRO SELECTED POLYESTER Lightweight and very durable.
BACKHAND/ FINGERS	PRO LEVEL PE FOAM AND PE INSERT Lightweight construction with elite level of protection.
THUMB	FLEXIBLE THUMB (SR ONLY) Increase mobility for a better grip.
PALM	BLACK CLARINO NASH WITH KEVLAR® AND REINFORCED PALM Pro feel and enhanced durability.
CUFF	OPEN, SEGMENTED CUFF Enhance freedom of movement, flexibility and protection.

COLORS



BKWH



TACKS 4052
GLOVES [HG4052]

SIZES			
SR	13", 14"	356	7102
JR	12"	356	7101

TACKS 2052
GLOVES [HG2052]

SIZES			
SR	13", 14"	356	7002
JR	11", 12"	356	7001

CONSTRUCTION	POLYESTER Lightweight and very durable.	CONSTRUCTION	LIGHTWEIGHT POLYESTER Lightweight and comfortable.
BACKHAND/ FINGERS	PE FOAM AND PE INSERT Lightweight construction with high level of protection.	BACKHAND/ FINGERS	PE FOAM Lightweight construction with great level of protection.
THUMB	FLEXIBLE THUMB (SR ONLY) Increase mobility for a better grip.	THUMB	REGULAR PE THUMB Increase mobility for a better grip.
PALM	NASH PALM WITH CLARINO NASH REINFORCEMENT Great feel and enhanced durability.	PALM	NASH PALM Great feel and durability.
CUFF	OPEN, SEGMENTED CUFF Enhance freedom of movement, flexibility and protection.	CUFF	OPEN, SEGMENTED CUFF Enhance freedom of movement, flexibility and protection.

COLORS



COLORS



4R PRO
GLOVES [HG4PRO]

SIZES			
SR	13", 14", 15"	356	4130
JR	11", 12"	356	4131

CONSTRUCTION	PRO-SELECTED POLYESTER Maximize fit and comfort.	CONSTRUCTION	POLYESTER Lightweight and comfortable with a great instant fit.
BACKHAND/ FINGERS	VENTED DUAL DENSITY FOAM WITH PE INSERTS High level of protection and air flow to keep from overheating.	BACKHAND/ FINGERS	SINGLE DENSITY FOAM Lightweight construction with a competitive level of protection.
THUMB	FLEXIBLE THUMB (SR ONLY) Increases mobility for a better grip on the stick.	THUMB	PE REGULAR THUMB Protects the thumb.
PALM	DURABLE NASH PALM WITH REINFORCEMENT Durable and soft to help improve stick handling.	PALM	SOFT NASH PALM Great feel and durability.
CUFF	OPEN, SEGMENTED CUFF WITH PE INSERTS Enhances freedom of movement and protection.	CUFF	OPEN, FIXED CUFF Enhances freedom of movement and comfort.

COLORS



COLORS





QUICKLITE VP PANTS [NEW] [HPQLTVP]

SIZES		
SR*	M, L, XL	352 5900

- LINER** DRYFOAM TECHNOLOGY
Closed cell foam that absorbs less sweat to keep the player dry and the product lightweight.
- CONSTRUCTION** PRO 4000 NYLON WITH BREATHABLE POLYESTER BACK AND SIDE PANELS REINFORCEMENT
Reduce weight and optimize durability.
- ADJUSTMENT** HOCKEY LACE AND PADDED BELT SYSTEM WITH HIDDEN LENGTH ADJUSTING ZIPPER
Custom fit with 1" length extension.
- HIP/KIDNEY** MOLDED PE CAP
Pro level of protection.
- BACK PROTECTION** SEGMENTED HD FOAM SPINE PROTECTOR
Maximum impact protection in lower back.
- THIGH GUARD** MOLDED HD + PE FOAM AND LEG ZIPPER
High level of protection and lightweight.



QUICKLITE 270 PANTS [NEW] [HP270]

SIZES		
SR	S, M, L, XL	352 5700
JR	M, L, XL	352 5701

- CONSTRUCTION** PRO 4000 / BREATHABLE POLYESTER
Reduce weight and optimize durability.
- ADJUSTMENT** HOCKEY LACE AND BELT SYSTEM WITH HIDDEN LENGTH ADJUSTING ZIPPER
Custom fit with 1" length extension.
- HIP/KIDNEY** MOLDED PE CAP
Pro level of protection.
- BACK PROTECTION** MOLDED PE BACK PROTECTOR
Maximum impact protection in lower back.
- THIGH GUARD** MOLDED PE PLASTIC + PE FOAM AND LEG ZIPPER
High level of protection.



QUICKLITE 250 PANTS [NEW] [HP250]

SIZES		
SR	S, M, L, XL	352 5600
JR	S, M, L, XL	352 5601

- CONSTRUCTION** SR: 4000 LIGHTWEIGHT NYLON PANELS
JR: 2100 LIGHTWEIGHT NYLON PANELS
Reduce weight and optimize durability.
- ADJUSTMENT** LACE AND BELT SYSTEM
Custom fit with 1" length extension.
- HIP/KIDNEY** MOLDED PE CAP
High level of protection.
- BACK PROTECTION** PE INSERTS BACK PROTECTOR
Maximum impact protection in lower back.
- THIGH GUARD** MOLDED PE PLASTIC + PE FOAM
High level of protection.



TACKS 1052 YOUTH PANTS [HP1052]

SIZES		
TACKS YT	M, L	352 5002

- CONSTRUCTION** LIGHTWEIGHT 2100
Streaming fit and comfort.
- HIP** PE CAP ON HIP JOINT
High level of protection dispersing the force of impact away from hip joint.
- FRONT PROTECTION** MOLDED PE KIDNEY PROTECTION
Maximum impact protection.
- BACK PROTECTION** FLOATING SPINE PROTECTOR
High level impact protection in lower back.



PP10 SHELL [PP10] **SURCULOTTE HOUSSE**

SIZES		
SR	S, M, L, XL, XXL	352 4451

- CLOSURE** CONVENIENT STRETCH OPENING
Easily fits any hockey pants.
- EXTERIOR** PRO PROVEN NYLON AND VENTILATION IN UPPER THIGH AND TAILBONE
Durability and air circulation to keep you cool.
- CONSTRUCTION** ELASTIC STRETCH ZONES IN THE CROTCH AND INSEAM
Improves fit and ensures mobility.



MADE OF HOCKEY



QUICKLITE PROTECTIVES **[NEW]**

An evolution of our successful CCM RBZ protective line, the new QuickLite line was designed to keep the same fit and amazing lightweight feel of the RBZ family while taking it to the next level. This line introduces Ventshield technology which improves breathability. New design improvements have been added to the line such as a new shell for shin guards, new fit in the glove and pants and a new elbow construction.

VENTSHIELD TECHNOLOGY

The Ventshield technology is an engineered plastic that allows for improved breathability and optimized weight.



DRYFOAM TECHNOLOGY

DryFoam technology is a closed cell foam that absorbs less sweat allowing the product to remain lightweight and comfortable throughout the game.



QUICKLITE **[NEW]**
SHOULDER PADS **[SPQLT]**

SIZES
SR S, M, L, XL 358 7900

- CONSTRUCTION** **MOLDED DRYFOAM TECHNOLOGY**
Closed cell foam that absorbs less sweat to keep the player dry and the product lightweight.
- CAPS** **UFOAM CONSTRUCTION [EPP/EVA COVERAGE]**
Lightweight pro level protection.
- TORSO** **PREMIER ZOTEFOAM® BASE WITH VENTSHIELD TECHNOLOGY**
Improved breathability and lightweight feel.
- BICEPS** **HIGH DENSITY FOAM WITH ADJUSTABLE BICEPS**
Custom comfort fit and professional level protection.
- STERNUM** **ANATOMICAL MOLDED PE WITH NECK COMFORT PAD**
Adaptable fit and professional level of protection.
- CLAVICLE** **ADDITIONAL HIGH DENSITY FOAM CLAVICLE COVERAGE**
Pro level protection in key impact area.



QUICKLITE 270 **[NEW]**
SHOULDER PADS **[SP270]**

SIZES
SR S, M, L, XL 358 7700

- CONSTRUCTION** **MOLDED DRYFOAM TECHNOLOGY**
Closed cell foam that absorbs less sweat to keep the player dry and the product lightweight.
- CAPS** **MOLDED LOW PROFILE PE CAP**
Lightweight and high level of protection.
- TORSO** **EVA MOLDED VENTED FRONT AND BACK BASE**
Improved breathability and lightweight feel.
- BICEP** **ADJUSTABLE MOLDED PE CAP**
Customizable elite protection.
- STERNUM** **PE ANATOMICAL MOLDED PE WITH NECK COMFORT**
Maximum protection.



QUICKLITE 250 **[NEW]**
SHOULDER PADS **[SP250]**

SIZES
SR S, M, L, XL 358 7600
JR S, M, L 358 7601

- CONSTRUCTION** **FRONT BASE WITH DRYFOAM TECHNOLOGY**
Improved breathability.
- CAPS** **PE MOLDED CAPS**
Lightweight and protection.
- TORSO** **EVA VENTED FRONT BASE**
Improved breathability.
- BICEP** **MOLDED PE CAP**
Great protection.
- STERNUM** **PE INTEGRATED MOLDED CHEST**
Maximum protection.



QUICKLITE 230 [NEW]
SHOULDER PADS [SP230]

SIZES		
SR	S, M, L, XL	358 7500
JR	S, M, L	358 7501

CONSTRUCTION	PE FOAM Lightweight feel.	CAPS	LOW PROFILE MOLDED CAP Lightweight and high level of protection.
CAPS	PE CAPS Lightweight and protection.	CLAVICLE	MOLDED REINFORCED PROTECTION Improved protection in key impact areas.
TORSO	LAMINATED FRONT & BACK BASE WITH INTEGRATED STERNUM Great level of protection.	CHEST/BODY	WOMEN'S SPECIFIC MOLDED DESIGN Tailored women's protection.
BICEP	PE INSERT Great protection.	BACK	SEGMENTED SPINAL PROTECTION WITH PE REINFORCEMENTS Impact protection with improved range of motion.

YOUTH QUICKLITE 230 [NEW]
SHOULDER PADS [SP230]

SIZES		
YT	S, M, L	358 7502
CAPS	PE MOLDED CAPS Lightweight and high level of protection.	
TORSO	PE FOAM Improved breathability and lightweight feel.	
STERNUM	PE ANATOMICAL MOLDED CHEST Maximum protection.	



WOMEN [NEW]
SHOULDER PADS [SPW1]

SIZES		
SR	S, M, L, XL	358 7480

CAPS	LOW PROFILE MOLDED CAP Lightweight and high level of protection.	CLAVICLE	MOLDED REINFORCED PROTECTION Improved protection in key impact areas.
CHEST/BODY	WOMEN'S SPECIFIC MOLDED DESIGN Tailored women's protection.	BACK	SEGMENTED SPINAL PROTECTION WITH PE REINFORCEMENTS Impact protection with improved range of motion.
BICEP	MOLDED BICEP WITH STRETCH MESH Low profile elite protection without hindering mobility.		



QUICKLITE 270 [NEW]
SHIN GUARD [SG270]

SIZES		
SR	14", 15", 16"	358 7740

CONSTRUCTION	NEW LIGHTWEIGHT SHELL DESIGN AND HINGE SYSTEM New hinge system for improved mobility and protection.	CONSTRUCTION	NEW LIGHTWEIGHT SHELL DESIGN AND HINGE SYSTEM New hinge system for improved mobility and protection.	CONSTRUCTION	NEW LIGHTWEIGHT SHELL DESIGN AND HINGE SYSTEM New hinge system for improved mobility and protection.
CALF	MOLDED PE CAPS WITH EVA COVERAGE Extended protection with snug fit.	CALF	EXTENDED FOAM EXTRA LAYER Protection.	CALF	PE FOAM WITH LAMINATED FABRICS Protection.
CAPS	PE CAP High level of protection.	CAPS	PE CAP High level of protection.	CAPS	PE CAP High level of protection.
THIGH	MOLDED HD FOAM THIGH GUARD Pro level protection.	ATTACHMENT	NYLON AND ELASTIC WRAPPING LOCK STRAP Comfortable and easily adjustable.	ATTACHMENT	NYLON AND ELASTIC WRAPPING LOCK STRAP Comfortable and easily adjustable.
ATTACHMENT	WRAPPING LOCK STRAP WITH STRETCHABLE COMFORT CUSHION AND WIDE ELASTIC CALF STRAP Comfortable and easily adjustable.	LINER	PU FOAM REMOVABLE LINER Custom fit and easy maintenance.	LINER	PU FOAM TECH REMOVABLE LINER Custom fit and easy maintenance.
LINER	DRY FOAM TECH REMOVABLE LINER Custom fit and easy maintenance.				

SHIN CONTOURING	MOLDED FOAM SUPER LIGHT BASE LINER Maximum strength and support.
-----------------	---



YOUTH QUICKLITE 230 [NEW]
SHIN GUARDS [SG230]

SIZES		
YT	8", 9", 10"	358 7542
CONSTRUCTION	NEW LIGHTWEIGHT SHELL DESIGN New hinge system for improved mobility and protection.	
KNEE CAPS	PE CAP High level of protection	
ATTACHMENT	NYLON AND ELASTIC WRAPPING LOCK STRAP Comfortable and easily adjustable.	
LINER	PU FOAM REMOVABLE LINER Custom fit and easy maintenance	



QUICKLITE [NEW]
SHIN GUARD [SQQLT]

SIZES		
SR	14", 15", 16"	358 7940
CONSTRUCTION	NEW LIGHTWEIGHT SHELL DESIGN AND HINGE SYSTEM Improved mobility and protection.	
CALF	VENTSHIELD AND HD FOAM CALF PROTECTOR Provides breathability and protection with snug fit.	
CAPS	ANATOMICAL SHIN CAPS WITH VENTED KNEE CAP Lightweight pro level protection.	
THIGH	MOLDED ZOTEFOAM® Pro level protection.	
ATTACHMENT	WRAPPING LOCK STRAP WITH STRETCHABLE COMFORT CUSHION AND WIDE ELASTIC CALF STRAP Comfortable and easily adjustable.	
LINER	DRY FOAM TECHNOLOGY REMOVABLE LINER Custom fit and easy maintenance.	
SHIN CONTOURING	MOLDED FOAM SUPER LIGHT BASE LINER Maximum strength and support.	



QUICKLITE 250 [NEW]
ELBOW PADS [EP250]

SIZES		
SR	S, M, L, XL	358 7620
JR	M, L	358 7621

CONSTRUCTION	2 PIECE DESIGN Offers mobility and comfort.	
ELBOW CAP	MOLDED PE CAPS WITH JDP DESIGN Maximum protection.	
BICEP	FLOATING BICEP Maximum level of protection.	
FOREARM	MOLDED PE CAP High level of protection.	
ATTACHMENT	3 STRAP SYSTEM ATTACHMENT Comfort and fully customizable fit.	



QUICKLITE 230 [NEW]
ELBOW PADS [EP230]

SIZES		
SR	S, M, L, XL	358 7520
JR	M, L	358 7521

CONSTRUCTION	1 PIECE DESIGN Offers mobility and comfort.	
ELBOW CAP	NEW PE CAP WITH IMPROVED DOME SHAPE INSPIRED BY JDP CONSTRUCTION Maximum protection.	
BICEP	LIGHTWEIGHT FOAM PROTECTION Maximum level of protection.	
FOREARM	PE INSERT Good level of protection.	
ATTACHMENT	2 STRAP SYSTEM ATTACHMENT Comfort and customizable fit.	



QUICKLITE 270 [NEW]
ELBOW PADS [EP270]

SIZES		
SR	S, M, L	358 7720
CONSTRUCTION	3 PIECE DESIGN WITH DRY FOAM TECHNOLOGY Improved mobility and comfort.	
ELBOW CAP	NEW PE CAP WITH IMPROVED DOME SHAPE INSPIRED BY JDP CONSTRUCTION Redirects the impact around the joint.	
BICEP	MOLDED EVA WITHINTEGRATED VENTS Great level of protection.	
FOREARM	MOLDED PE CAP High level of protection.	
ATTACHMENT	3 STRAP SYSTEM ATTACHMENT (ELASTIC AND LOCK STRAP) Comfort and fully customizable fit.	



QUICKLITE [NEW]
ELBOW PADS [EPQLT]

SIZES		
SR	S, M, L	358 7920
CONSTRUCTION	3 PIECE DESIGN WITH DRY FOAM TECHNOLOGY Improved mobility and comfort.	
ELBOW CAP	NEW PE CAP WITH IMPROVED DOME SHAPE INSPIRED BY JDP CONSTRUCTION Redirects the impact around the joint.	
BICEP	MOLDED HD / ZOTEFOAM® PROTECTION WITH VENTSHIELD Provides more breathability to keep the player dry.	
FOREARM	MOLDED HD / ZOTEFOAM® WITH EXTENDED COVERAGE Professional level of protection.	
ATTACHMENT	3 STRAP SYSTEM (LYCRA / LOCK STRAP / ELASTIC) Enhanced comfort and fully customizable fit.	

YOUTH QUICKLITE [NEW]
ELBOW PADS [EPQLT]

SIZES		
YT	S, M, L	358 7922
CONSTRUCTION	2 PIECE DESIGN Offers mobility and comfort.	
FOREARM	PE CAP Provides more breathability to keep the player dry.	
ELBOW CAP	NEW PE CAP WITH IMPROVED DOME SHAPE INSPIRED BY JDP CONSTRUCTION Maximum protection.	
BICEP	FLOATING BICEP Maximum level of protection.	
ATTACHMENT	2 STRAP SYSTEM ATTACHMENT Comfort and fully customizable fit.	



YOUTH QUICKLITE 230 [NEW]
ELBOW PADS [EP230]

SIZES		
YT	S, M, L	358 7522
CONSTRUCTION	1 PIECE DESIGN Offers mobility and comfort.	
CAPS	SOFT CAP WITH PE INSERT Maximum protection.	
ATTACHMENT	2 STRAP SYSTEM ATTACHMENT Comfort and fully customizable fit.	



ULTRA TACKS PROTECTIVE

ULTRA TACKS PROTECTIVE

Designed for state-of-the-art protection, the CCM Ultra TACKS family redefines the standards by adding the innovative D30® foam technology to its line. Engineered to react to fluctuating intensities, the ground-breaking smart foam will keep its soft consistency to absorb low impacts while instant hardening at higher intensity impacts to protect against big hits.



SHOULDER PADS

Dual Core HD foam shoulder caps with D30® smart foam and adaptable shoulder system.




SHIN GUARDS

PE cap with D30® smart foam on the knee joint and new Neo wrap lock strapping system.



ELBOW PADS

Joint discharge PE cap with D30® smart foam and new Lycra strap & lock strap.



ULTRA TACKS SHOULDER PADS



ULTRA TACKS SHOULDER PADS [SPULTK]

SIZES		
SR	S, M, L, XL	358 7300
JR	M, L	358 7301

TACKS 6052 SHOULDER PADS [SP6052]

SIZES		
SR	S, M, L, XL	358 7200

D30®	SMART FOAM TECHNOLOGY WITH VERY HIGH LEVEL PROTECTION Innovative material designed to react to varying intensities. Soft consistency absorbs low impacts while instant hardening at high energy protects against big impacts.	D30®	SMART FOAM TECHNOLOGY WITH VERY HIGH LEVEL PROTECTION Innovative material designed to react to varying intensities. Soft consistency absorbs low impacts while instant hardening at high energy protects against big impacts.
CONSTRUCTION	ANATOMICAL FIT WITH ADAPTABLE SHOULDER SYSTEM Fit will adapt to movements preventing the shoulder pads from lifting upward.	CONSTRUCTION	ANATOMICAL FIT WITH ADAPTABLE SHOULDER SYSTEM Fit will adapt to movements preventing the shoulder pads from lifting upward.
CAPS	DUAL CORE HD FOAM SHOULDER CAPS REINFORCED WITH D30 RATE SENSITIVE FOAM Lightweight pro level of protection.	CAPS	MOLDED FOAM COVERED PE CAPS WITH D30 SMART FOAM Lightweight and high level of protection.
BICEPS	ADJUSTABLE BICEP WITH REMOVABLE EXTENSION Custom comfort fit and professional level protection.	TORSO	REMOVABLE BELLY PROTECTION Custom comfort fit and high level of protection.
TORSO	REMOVABLE BELLY & LOW SPINE PROTECTION Custom comfort fit and professional level protection.	STERNUM	MOLDED FLOATING STERNUM WITH PE Adaptable fit and elite level protection.
STERNUM	SHAPED AND MOLDED HD FLOATING STERNUM Adaptable fit and professional level protection.	LINER	VENTILATED MOLDED FOAM ARMOR Provides cool comfort and enhance breathability.
LINER	VENTILATED MOLDED TACKS FOAM ARMOR Provides cool comfort and enhance breathability.		



TACKS 4052
SHOULDER PADS

[SP4052]

SIZES		
SR	S, M, L, XL	358 7100
JR	S, M, L	358 7101

TACKS 1052
SHOULDER PADS

[SP1052] [SPTACK]

SIZES		
SR	S, M, L, XL	358 7000
JR	S, M, L	358 7001

CONSTRUCTION	COMBINED FRONT & BACK BASE WITH FLOATING STERNUM & SPINE Outstanding level of protection.
CAPS	MOLDED FOAM COVERED PE SHOULDER CAPS Excellent protection.
TORSO	REMOVABLE BELLY PROTECTION Custom comfort fit and high level of protection.

LINER	VENTILATED MOLDED FOAM ARMOR Provides cool comfort and enhance breathability.
-------	--

CONSTRUCTION	COMBINED FRONT & BACK BASE WITH FLOATING STERNUM Outstanding level of protection.
CAPS	PE SHOULDER CAPS Excellent protection.



ULTRA TACKS
SHIN GUARD

[SGULTK]

SIZES		
SR	14", 15", 16", 17"	358 7340
JR	13"	358 7341

TACKS 6052
SHIN GUARD

[SG6052]

SIZES		
SR	14", 15", 16", 17"	358 7240

D30®	SMART FOAM TECHNOLOGY WITH VERY HIGH LEVEL PROTECTION Innovative material designed to react to varying intensities. Soft consistency absorbs low impacts while instant hardening at high energy protects against big impacts.	D30®	SMART FOAM TECHNOLOGY WITH VERY HIGH LEVEL PROTECTION Innovative material designed to react to varying intensities. Soft consistency absorbs low impacts while instant hardening at high energy protects against big impacts.
CALF	DUAL MOLDED ANATOMICAL EXPOSED HD FOAM Extended protection with customizable fit.	CALF	MOLDED PE INSERT ANATOMICAL WRAP Extended protection with customizable fit.
KNEE CAPS	PE CAP WITH REINFORCED D30 SMART FOAM Lightweight pro level of protection dispersing the force of impact away from knee joint.	KNEE CAPS	PE CAP WITH REINFORCED D30 SMART FOAM Lightweight pro level of protection dispersing the force of impact away from knee joint.
THIGH	REMOVABLE MOLDED FOAM THIGH GUARD Customizable professional level protection.	ATTACHMENT	NEW REINFORCED WRAPPING LOCK STRAP Comfortable and easily adjustable.
ATTACHMENT	NEW NEOPRENE REINFORCED WRAPPING LOCK STRAP Comfortable and easily adjustable.	LINER	ANATOMICAL REMOVABLE LINER WITH SEGMENTED SHIN PADDING AND KNEE CUT-OUT. Custom fit and easy maintenance.

SHIN CONTOURING	MOLDED FOAM ARMOR BASE LINER Maximum strength and support.
--------------------	---



TACKS 4052
SHIN GUARD

[SB4052]

SIZES		
SR	14", 15", 16"	358 7140
JR	13"	358 7141

TACKS 1052
SHIN GUARD

[SB1052] [SBTACK]

SIZES		
SR	14", 15", 16"	358 7040
JR	11", 12", 13"	358 7041

KNEE CAPS	MOLDED PE CAP High level of protection dispersing the force of impact away from joint.
CALF	SEGMENTED FOAM CALF High level of protection and fit.
ATTACHMENT	NEW WRAP LOCK AND CALF STRAPPING SYSTEM Comfortable and easily adjustable.

LINER	ANATOMICAL REMOVABLE LINER WITH SEGMENTED SHIN PADDING AND KNEE CUT-OUT. Custom fit and easy maintenance.
-------	--

KNEE CAPS	PE CAP High level of protection dispersing the force of impact away from knee joint.
CALF	EXTENDED FOAM CALF Great protection and fit.
ATTACHMENT	NEW WRAP LOCK AND CALF STRAPPING SYSTEM Comfortable and easily adjustable.

LINER	ANATOMICAL REMOVABLE LINER Custom fit and easy maintenance.
-------	--



ULTRA TACKS
ELBOW PADS

[EPULTK]

SIZES		
SR	S, M, L, XL	358 7320
JR	M, L	358 7321

TACKS 6052
ELBOW PADS

[EP6052]

SIZES		
SR	S, M, L, XL	358 7220

D30®	SMART FOAM TECHNOLOGY WITH VERY HIGH LEVEL PROTECTION Innovative material designed to react to varying intensities. Soft consistency absorbs low impacts while instant hardening at high energy protects against big impacts.
CAPS	JOINT DISCHARGE PE CAP REINFORCED WITH D30 SMART FOAM Lightweight pro level of protection disperses the force of impact away from elbow joint.
BICEP	MOLDED FOAM ARMOR BICEP WITH EXTENDED COVERAGE Professional level of protection.
ATTACHMENT	NEW LYCRA AND LOCK STRAP Enhanced comfort and fully customizable fit.

D30®	SMART FOAM TECHNOLOGY WITH VERY HIGH LEVEL PROTECTION Innovative material designed to react to varying intensities. Soft consistency absorbs low impacts while instant hardening at high energy protects against big impacts.
CAPS	JOINT DISCHARGE PE CAP WITH D30 SMART FOAM Lightweight pro level of protection dispersing the force of impact away from elbow joint.
BICEP	MOLDED FOAM ARMOR BICEP High level of protection.
ATTACHMENT	NEW REINFORCED LYCRA AND LOCK STRAP Enhanced comfort and fully customizable fit.



TACKS 4052
ELBOW PADS [EP4052]

SIZES		
SR	S, M, L,	358 7120
JR	S, M, L	358 7121

TACKS 1052
ELBOW PADS [EP1052] [EPTACK]

SIZES		
SR	S, M, L	358 7020
JR	S, M, L	358 7021

CAPS **JOINT DISCHARGE PE CAP**
Disperses the force of impact away from elbow joint.

BICEP **MOLDED FOAM ARMOR BICEP**
High level of protection.

ATTACHMENT **NEW REINFORCED LYCRA AND LOCK STRAP**
Enhanced comfort and fully customizable fit.

CAPS **JOINT DISCHARGE PE CAP**
Disperses the force of impact away from elbow joint.

BICEP **EXTENDED FLOATING BICEP**
Comfortable and recreational level of protection.

ATTACHMENT **OVERLAP LOCK STRAP**
Firm and comfortable fit.



CCM
ENTRY KIT

[SPR90]

SIZES		
YT	M, L	358 5050
KIT INCLUDES		

SHOULDER PADS, ELBOW PADS, GLOVES, PANTS, SHINGUARDS AND ONE EQUIPMENT BAG.



CCM
GOALIE KIT

SIZES
ENFANT 1 ENSEMBLE COMPRENNAT MITAINE/ BOUCLIER/BOTTES 24"/PLASTRON POITRINE SANS BRAS - PRÉSENTÉ SOUS BOÎTE
JEUNE 1 ENSEMBLE COMPRENNAT MITAINE/ BOUCLIER/BOTTES 28"/PLASTRON POITRINE SANS BRAS - PRÉSENTÉ SOUS BOÎTE



PREMIER PADS [NEW]

The goal pad that revolutionized blocking a shot between the posts with the first injection molded foam core technology is now the lightest Premier since its inception. Designed to maximize coverage and play big, the new exceptionally thin profile saves weight and allows a deeper fit. More weight reduction focused in the leg channel and redesigned pro leg strap set-up to optimize leg rotation when going butterfly and the reverse VH. CCM Premier is engineered to improve the center of mass to reduce weight at the key areas to maximize performance.

THINNER PROFILE

Redesigned to reduce weight and improve the center of mass with higher density foam to maintain stiffness and remain square to the shooter.



DEEPER KNEE STANCE

Enhanced five-hole closure in the butterfly position and reverse VH stance.



PRO STRAP SYSTEM

Optimize your leg rotation with a new single knee and single calf strap system with high quality pro leather construction.



PREMIER PRO GOAL PADS [NEW] [GPPREP]

SIZES		
SR	33+2, 34+2, 34+3, 35+3, CUSTOM SIZES	365 6000

PREMIER R1.9 GOAL PADS [NEW] [GPR1.9]

SIZES		
SR	32+2, 33+2, 34+2, 35+2	365 6010
INT	29+1, 31+1	365 6020

PREMIER R1.5 GOAL PADS [NEW] [GPR1.5]

SIZES		
SR	32+1, 33+1, 34+1	BOOKING ONLY
JR	26+1, 28+1, 30+1	365 6030

OUTER FLEX	NO BREAK Maximize Coverage	OUTER FLEX	NO BREAK Maximize Coverage	OUTER FLEX	NO BREAK Maximize Coverage
INNER FLEX	PRECURVED SINGLE BREAK CORE Closes the 5 hole	INNER FLEX	PRECURVED SINGLE BREAK CORE Closes the 5 hole	INNER FLEX	PRECURVED SINGLE BREAK CORE Closes the 5 hole
BOOT FLEX	60 DEGREE ANGLE Direct pucks to the side/corner	BOOT FLEX	60 DEGREE ANGLE Direct pucks to the side/corner	BOOT FLEX	60 DEGREE ANGLE Direct pucks to the side/corner
BOOT CHANNEL	SHALLOW SOFT Faster transition into butterfly	BOOT CHANNEL	SHALLOW SOFT Faster transition into butterfly	BOOT CHANNEL	SHALLOW SOFT Faster transition into butterfly
LEG CHANNEL/ CALF STRAP OPTION	LOOSE FIT 1 CALF STRAP Lightweight set up with optimized strap at calf for quick response	LEG CHANNEL/ CALF STRAP OPTION	LOOSE FIT 1 CALF STRAP Lightweight set up with optimized strap at calf for quick response	LEG CHANNEL/ CALF STRAP OPTION	LOOSE FIT 1 CALF STRAP (SR ONLY) LOOSE FIT 2 CALF STRAPS (JR & YT) Lightweight set up with optimized strap at calf for quick response
KNEE STRAP OPTION	SINGLE ADJUSTABLE KNEE OR BELOW KNEE Customize fit	KNEE STRAP OPTION	SINGLE ADJUSTABLE KNEE OR BELOW KNEE Customize fit	KNEE STRAP OPTION	SINGLE ADJUSTABLE KNEE OR BELOW KNEE Customize fit
KNEE CRADLE	RECESSED FOAM NO WRAP Deeper knee cradle help closing the 5 hole	KNEE CRADLE	RECESSED FOAM NO WRAP Deeper knee cradle help closing the 5 hole	KNEE CRADLE	RECESSED FOAM NO WRAP (SR ONLY) SOFT FOAM NO OUTER KNEE WRAP (JR & YT) Deeper knee cradle help closing the 5 hole
CORE	NEW LIGHTWEIGHT / THIN MOLDED FOAM CORE Offers the greatest weight balance for quicker transition into butterfly	CORE	NEW LIGHTWEIGHT / THIN HIGH DENSITY/ LOW DENSITY FOAM CORE Offers the greatest weight balance for quicker transition into butterfly	CORE	NEW LIGHTWEIGHT / THIN HIGH DENSITY/ LOW DENSITY FOAM CORE Offers the greatest weight balance for quicker transition into butterfly
KNEE RAISER	3D INJECTION MOLDED EPP FOAM Seals pad to the ice.	KNEE RAISER	PE FOAM Seals pad to the ice.	KNEE RAISER	PE FOAM Seals pad to the ice.
THIGH PROTECTOR	LEGAL THIGH AND KNEE PROTECTOR Protects top of the knee.	THIGH PROTECTOR	LEGAL THIGH AND KNEE PROTECTOR Protects top of the knee.	THIGH PROTECTOR	LEGAL THIGH PROTECTOR Protects top of the knee.

****THESE ARE THE STOCK SPECS. SR PRO CAN ALSO BE ORDERED WITH CUSTOM SPECIFICATIONS.

STOCK COLOR

WWW (SR ONLY)

WWW CHIC TOR WWBB CHIC TOR



D30® TECHNOLOGY

Greater protection for superior shock absorbing results.

POWERED BY
D30®
IMPACT PROTECTION

COMFORT

Anatomical hand strap design for increased comfort and feel.

PREMIER CATCH GLOVE **[NEW]**

The most iconic one piece injection molded glove was the first one piece glove to gain mass acceptance at the highest levels of the position. The Premier glove known for the game ready feel features D30® smart foam technology in the catching surface for superior protection and to keep the puck in the glove. The awe inspiring fit and comfortable hand closure remains with the redesigned shape to allow more catching area expanding the sweet spot for the glove save.







D30® TECHNOLOGY

Greater protection for superior shock absorbing results.

POWERED BY
D30®
IMPACT PROTECTION

COMFORT

Anatomical hand strap design for increased comfort and feel.

LARGER CATCHING AREA

Bigger glove for more saves.




PREMIER PRO CATCH GLOVE [NEW] <small>[GMPREP]</small>			PREMIER R1.9 CATCH GLOVE [NEW] <small>[GMRI.9]</small>			PREMIER R1.5 CATCH GLOVE [NEW] <small>[GMRI.5]</small>		
SIZES			SIZES			SIZES		
SR	REGULAR, FULL RIGHT	365 6004	SR	REGULAR, FULL RIGHT	365 6014	SR	REGULAR, FULL RIGHT	BOOKIN ONLY
			INT	REGULAR, FULL RIGHT	365 6024	JR	REGULAR, FULL RIGHT	365 6034

D30® TECHNOLOGY


First finger protection.

POWERED BY
D30®
IMPACT PROTECTION




BINDINGLESS DESIGN

Maximize coverage.



ADJUSTABLE CUFF

Increased mobility for stick handling.





PREMIER BLOCKER **[NEW]**

Premier changed the game providing maximum coverage with the one piece first finger, thumb and cuff protection incorporating the inside edge to block shots. With more rushes to the net and harder shots the Premier blocker features D30® smart foam on the first finger to protect from the puck sliding up the paddle. The dual density foam board provides the power behind directing the puck out of play

CUFF / THUMB	ONE PIECE Maximize Coverage	CUFF / THUMB	ONE PIECE Maximize Coverage	CUFF / THUMB	SR & JR: One Piece YT: Two Piece
BREAK ANGLE	590 Middle of hand closure	BREAK ANGLE	590 Middle of hand closure	BREAK ANGLE	590 Middle of hand closure
PALM STIFFNESS	GAME READY FIT WITH ADDED D30® PROTECTION Easy break-in with great protection	PALM STIFFNESS	GAME READY FIT Easy break-in	PALM STIFFNESS	GAME READY FIT Easy break-in
WRIST STRAP	WEBBING STRAP THROUGH THE CUFF Quick easy adjustment	WRIST STRAP	WEBBING STRAP THROUGH THE CUFF Quick easy adjustment	WRIST STRAP	WEBBING STRAP THROUGH THE CUFF Quick easy adjustment
POCKET	SINGLE OFFSET TEE Easier closure	POCKET	SINGLE OFFSET TEE Easier closure	POCKET	SINGLE OFFSET TEE Easier closure
FINGER GUARD	RAISED FOAM FINGER PADDING Protection	FINGER GUARD	RAISED FOAM FINGER PADDING Protection	FINGER GUARD	LOW DENSITY FINGER PADDING Protection
CUFF/THUMB COMPOSITION	INJECTION MOLDED PE AND EPE FOAM Impact Absorption	CUFF/THUMB COMPOSITION	INJECTION MOLDED PE AND PE FOAM Impact Absorption	CUFF/THUMB COMPOSITION	INJECTION MOLDED PE AND PE FOAM Impact Absorption
INNER PALM	3/8" FELT / D30® Game Ready Flex	INNER PALM	¼" FELT / FOAM Game Ready Flex	INNER PALM	¼" FELT / FOAM Game Ready Flex
FINGER STALLS	SUREGRIP Quick Release	FINGER STALLS	NASH Quick Release	FINGER STALLS	EMBOSS SYNTHETIC Quick Release

****THESE ARE THE STOCK SPECS. SR PRO CAN ALSO BE ORDERED WITH CUSTOM SPECIFICATIONS.

STOCK COLOR



WWW
(SR ONLY)



WWW



CHIC



TOR



WWBB



CHIC



TOR



PREMIER PRO
BLOCKER

[NEW]

[GBPREP]

SIZES		
SR	REGULAR, FULL RIGHT	365 6003

PREMIER R1.9
BLOCKER

[NEW]

[GBR1.9]

SIZES		
SR	REGULAR, FULL RIGHT	365 6013
INT	REGULAR, FULL RIGHT	365 6023

PREMIER R1.5
BLOCKER

[NEW]

[GBR1.5]

SIZES		
SR	REGULAR, FULL RIGHT	BOOKING ONLY
JR	REGULAR, FULL RIGHT	365 6033

FRONT	BINDINGLESS Increased Durability	FRONT	BINDINGLESS Increased Durability	FRONT	BINDINGLESS Increased Durability
PALM POSITION	CENTERED PALM POSITION Balance	PALM POSITION	CENTERED PALM POSITION Balance	PALM POSITION	CENTERED PALM POSITION Balance
PALM	SUREGRIP NASH® Hand grip	PALM	EMBOSS SYNTHETIC Hand grip	PALM	EMBOSS SYNTHETIC Hand grip
PALM GUARD	REINFORCED HAND Durability	PALM GUARD	REINFORCED HAND Durability	PALM GUARD	REINFORCED HAND Durability
PALM GUSSET	VENTILATED MESH Breathability	PALM GUSSET	VENTILATED MESH Breathability	PALM GUSSET	VENTILATED MESH Breathability
LOCK THUMB PROTECTOR	MOLDED THUMB Protection	LOCK THUMB PROTECTOR	MOLDED THUMB Protection	LOCK THUMB PROTECTOR	MOLDED THUMB Protection
FINGER PROTECTORS	HD FOAM WRAP WITH ADDED D30 PROTECTION Protection	FINGER PROTECTORS	HIGH DENSITY FOAM WRAP Protection	FINGER PROTECTORS	LOW DENSITY FOAM WRAP Protection
BLOCKING BOARD	HEAT LAMINATED DUAL DENSITY FOAM WITH PE Rebound Control	BLOCKING BOARD	LAMINATED DUAL DENSITY FOAM WITH PE Rebound Control	BLOCKING BOARD	LAMINATED DUAL DENSITY FOAM WITH PE Rebound Control
CUFF	ADJUSTABLE FIT Stick Handling	CUFF	ADJUSTABLE FIT Stick Handling	CUFF	ADJUSTABLE FIT Stick Handling

****THESE ARE THE STOCK SPECS, SR PRO CAN ALSO BE ORDERED WITH CUSTOM SPECIFICATIONS.

STOCK
COLOR



WWW
(SR ONLY)



WWW



CHIC



TOR



WWBB



CHIC



TOR

EXTREME FLEX II
PADS

EXTREME POWER PUSH

The Extreme Flex II goal pads are re-designed and tested to close the five-hole quicker. The lighter design offers the single knee strap to maximize rotation in the leg channel. Re-engineered boot foam core provides increased torsional flex for the deeper power push to explode across the crease

POWER PUSH

Re-engineered boot core design with torsional flex for maximum power push.



LIGHTWEIGHT DESIGN

Single knee strap set-up reduces weight and provides optimum knee rotation.



QUICKNESS

Re-engineered and tested to close the five-hole quicker.





EXTREME FLEX II
PRO GOAL PADS [GPEFX2]

SIZES
SR 33+1, 34+1, 34+2, 34+3, 35+3, CUSTOM SIZES 365 1700

EXTREME FLEX II
PRO CATCH GLOVE [GMEFX2]

SIZES
SR REGULAR, FULL RIGHT 365 1704

EXTREME FLEX II
PRO BLOCKER [GBEFX2]

SIZES
SR REGULAR, FULL RIGHT 365 1703

BOOT FLEX	90 DEGREE WITH TORSIONAL FLEX Power Push	CUFF / THUMB	ONE PIECE Maximize Coverage	FRONT FACE	BINDING-LESS More blocking surface with increased durability
OUTER FLEX	SINGLE BREAK Maximize Coverage	BREAK ANGLE	600 Middle of hand closure	CUFF	ADJUSTABLE FIT Easier Stick Handling
INNER FLEX	PRE-CURVED SINGLE BREAK CORE Closes the 5 hole	PALM STIFFNESS	GAME READY WITH ADDED PROTECTION D30® Protection	PALM POSITION	CENTER PALM POSITION Balance
LEG/BOOT CHANNEL	SHALLOW SOFT Freedom of movement	HAND ADJUSTMENT	BACK HAND STRAP SYSTEM Comfort	PALM	SUREGRIP Comfort with grip
INNER LEG CHANNEL	TIGHT FIT 2 CALF STRAPS Closer feel to the leg for better control	POCKET	SINGLE STRAIGHT TEE Easier closure	PALM GUARD	SUREGRIP REINFORCED HAND Durability
LEG STRAP SYSTEM	SINGLE KNEE STRAP Lighter weight	FINGER GUARD	PRO HD RAISED FOAM FINGER PADDING Protection	PALM GUSSET	VENTILATED MESH Breathability
KNEE CRADLE	RECESSED FOAM Larger landing surface	CUFF/THUMB COMPOSITION	INJECTION MOLDED PE AND EPE FOAM Maintain shape	LOCK THUMB PROTECTOR	INJECTION MOLDED THUMB Protection
KNEE RAISER	3D INJECTION MOLDED EPP FOAM Seals pad to the ice	THUMB RADIUS	CURVED Direct puck into pocket	FINGER PROTECTORS	DUAL FIRST FINGER WITH SINGLE WRAP AROUND Protection
THIGH PROTECTOR	LEGAL THIGH PROTECTOR WITH DUAL HD FOAM Thigh Protection	FINGER STALLS	SUREGRIP Quicker closure	BLOCKING BOARD	HEAT LAMINATED DUAL DENSITY FOAM WITH PE BOARD Rebound Control

****THESE ARE THE STOCK SPECS, SR PRO CAN ALSO BE ORDERED WITH CUSTOM SPECIFICATIONS.



WWW
(SR ONLY)

****THESE ARE THE STOCK SPECS, SR PRO CAN ALSO BE ORDERED WITH CUSTOM SPECIFICATIONS.



WWW
(SR ONLY)

****THESE ARE THE STOCK SPECS, SR PRO CAN ALSO BE ORDERED WITH CUSTOM SPECIFICATIONS.



WWW
(SR ONLY)



TOE BRIDGE
HD/LACING

ONE PAIR [AP8930CCM]

COLORS BLACK, WHITE
365 0032



BOOT STRAP

ONE PAIR [AP8140]

COLORS BLACK, WHITE
465 0027



BUCKLE STRAP TAB

4-PACK [AP8160]

COLORS BLACK, WHITE
465 0029



TOE BRIDGE/LACING

ONE PAIR [AP8360]

COLORS BLACK, WHITE
465 0032



REMOVABLE BOOT
STRAP [NEW]

ONE PAIR [AP8950]

COLOR WHITE
365 0027



TOE SCREWS

4-PACK [AP8130]

COLORS BLACK, WHITE
465 0015



SHIN STRAP

ONE PAIR [AP8150]

COLORS BLACK, WHITE
465 0028



ADJUSTABLE
SINGLE BUCKLE
TAB

ONE PAIR [AP8940]

COLORS BLACK, WHITE
465 0034



KNEE CRADLE
ELASTIC/ VELCRO [AP8900]

COLOR BLACK (ONE PAIR)
465 0035



REMOVABLE BOOT
STRAP BUCKLE [NEW]

ONE PAIR [AP8960]


COLOR WHITE
365 0028



YFLEX SERIES ^[NEW] GOAL PADS _[GPVFLX]			YFLEX SERIES ^[NEW] CATCH GLOVE _[GMYFLX]			YFLEX SERIES ^[NEW] BLOCKER _[GBVFLX]		
SIZES YT	20", 22", 24"	365 6041	SIZES YT	REGULAR, FULL RIGHT	365 6046	SIZES YT	REGULAR, FULL RIGHT	365 6045
OUTER FLEX	SINGLE BREAK More coverage with Flexibility		CUFF / THUMB	TWO PIECE Wrist Flexibility		FRONT	PRECURVED SHAPE Deflect the puck	
INNER FLEX	PRECURVED DOUBLE BREAK CORE Closes the 5 hole		BREAK ANGLE	590 Flexibility		PALM POSITION	CENTERED PALM POSITION Balance	
BOOT CHANNEL	SHALLOW SOFT Freedom of movement		PALM STIFFNESS	GAME READY Extremely Easy to close		PALM	NASH Comfort	
LEG CHANNEL/ CALF STRAP OPTION	LOOSE FIT 1 CALF VELCRO STRAPS Comfortable and Easy to adjust		WRIST STRAP	WEBBING STRAP Quick adjustment		PALM GUARD	REINFORCED HAND Durability	
LEG STRAP SYSTEM	WEBBING SINGLE BELOW KNEE STRAP, SINGLE BOOT STRAP Quick Adjustment		POCKET	SINGLE STRAIGHT TEE Bigger Pocket		PALM GUSSET	3D MESH Breathability	
KNEE CRADLE	ADJUSTABLE SOFT FOAM Customize fit		FINGER GUARD	LOW DENSITY FINGER PADDING Protection		LOCK THUMB PROTECTOR	MOLDED THUMB Protection	
CORE	HIGH DENSITY/LOW DENSITY FOAM Balanced weight		CUFF/THUMB COMPOSITION	INJECTION MOLDED PE AND PE FOAM Impact Absorption		FINGER PROTECTORS	LOW DENSITY FOAM WRAP Protection	
KNEE RAISER	PE FOAM Seals pad to the ice		INNER PALM	¼" POLYESTER FELT/FOAM Game Ready Flex		BLOCKING BOARD	SINGLE DENSITY FOAM/PLASTIC Rebound Control	


TWO PIECE DESIGN

Flexibility in learning to play.




GAME READY BREAK

Soft glove flex for easy hand closure.




ADJUSTABLE HAND STRAPS

Customize fit.




PRECURVED BOARD

Deflect the puck.




CENTERED PALM

Learn to play with proper hand position.



PROTECTION

Molded plastic and high density foam to protect the hand.






YFLEX SERIES ^[NEW] CHEST PROTECTOR _[ABVFX]				YFLEX SERIES ^[NEW] GOALIE PANT _[HPBYFX]		
SIZES YT	S/M, L/XL	365 6047		SIZES YT	S/M, L/XL	365 6049
SHOULDER WINGS	SEGMENTED MOLDED PE FOAM Offers great protection.			WAIST	PROFILED WAIST Offers comfort	
STERNUM	PE FOAM Increases protection.			THIGH PROTECTION	2-PIECE MOLDED HD/PE FOAM Increases coverage and protection	
CHEST	PE FOAM BLOCKS Offers great protection.			HIP PROTECTION	MOLDED PE FOAM Reduces weight	
BICEP/ FOREARM	PE FOAM Offers great protection.			SPINE	SEGMENTED FOAM Increases comfort and fit	
ELBOW	INDEPENDENT ADJUSTABLE ELBOW PROTECTOR Customized Fit.			MATERIAL	200D NYLON WITH STRETCH ZONES Increases durability	
SHOULDER CAP	COMPRESSION MOLDED PE FOAM Maximizes coverage and protection.			COLORS	BLACK	
SIZING SPEC	S/M: L/XL:	CHEST: 9" CHEST: 11"	ARM: 12" ARM: 14"	SIZING SPEC	S/M: L/XL:	WAIST: 18" - 20" WAIST: 20" - 22"


MOBILITY

Designed specific to youth sizing for optimum mobility.




ADJUSTMENTS

Multiple adjustment for customize fit.




PROTECTION

Belly, shoulder and arm protection.




UPPER THIGH PROTECTION

Designed specific to youth goalies.




LIGHTWEIGHT

Lightweight material and foam to reduce fatigue.



YOUTH FIT

Designed for youth sizing.



TACKS GOALIE SKATE [NEW]

The CCM Tacks goalie skate was built with the intention of giving goalies a skate that is tailored to their specific needs. That is, a firmly constructed skate that helps generate power in their strides and T-pushes. It also allows them to flex lower into their static stance and provides excellent comfort and support for their positioning and stance.

POWER FORM TEXTURIZED COMPOSITE

High end, layer-formed boot frame with goalie specific reinforcements, giving goalies excellent side to side power transfer capabilities for the strides and T-pushes with elite level support and comfort.



ASYMMETRIC FLEX STANCE CONTOUR

Boot collar shaped and molded to allow the goalie to flex deeper into the stance and benefit from extremely quick recovery to stand back up.



MULTI-LAYER D30® TONGUE WITH LACE-BITE PROTECTION

Superior protection from a thick felt layer, D30® smartform and lace-bite protection tongue. Excellent comfort zone specifically designed for goalie positioning and movement.



HEAT MOLDABLE

TACKS [NEW] GOALIE SKATE [SKTACB]

SIZES				
SR	6-11	D	FULL/HALF	349 6782
SR	6-11	EE	FULL/HALF	349 6783



HEAT MOLDABLE

TACKS 6092 [NEW] GOALIE SKATE [SKB0TG]

SIZES				
SR	6-12	EE	FULL/HALF	349 6788

QUARTER PACKAGE	POWER FORM TEXTURIZED COMPOSITE - METALLIC MESH High end, texturized, layer-formed boot frame with strategic reinforcements, elite level support and power transfer design.	QUARTER PACKAGE	POWER FORM COMPOSITE - BLACK High end, layer-formed boot frame with strategic reinforcements, elite level support and energy transfer design.
CORE	HEAT-MOLDABLE T-FORM CORE Super lightweight, rigid and thermo-formable core generating ultimate performance.	CORE	COMPOSITE REINFORCED ATTACKFRAME CORE Lightweight, rigid and thermo-formable core for maximum performance.
LINER	TOTALDRI LINER High performance moisture-wicking material keeps feet dry and skates light.	LINER	HEAVY DUTY MICRO-FIBER High resistance to wear, while providing comfort and durability.
BOOT COLLAR	ASYMMETRIC FLEX STANCE CONTOUR Designed to allow the goalie to flex deeper into the stance and benefit from extremely quick recovery to stand back up.	TONGUE	FELT TONGUE WITH INJECTED LACE BITE PROTECTION 7mm felt with reinforcement layers for increased comfort and protection.
TONGUE	MULTI-LAYER D30 TONGUE WITH LACE-BITE PROTECTION Superior protection and comfort zone specifically designed for goalie positioning and movement.	ANKLE PADDING	MULTI-DENSITY MEMORY FOAM Symmetrical foam comfort pads wrap around player's foot for customized fit and comfort.
PAD STRAP	TACKS HEEL STRAP Allows the goalie pads to stand higher up on the legs.	MIDSOLE	INJECTED SURLYN Provides a power transfer platform for blade to boot interface.
ANKLE PADDING	MULTI-DENSITY MEMORY FOAM Symmetrical foam comfort pads wrap around player's foot for customized fit and comfort.	FOOTBED	CCM FIT SYSTEM FOOTBED Provides great support and comfort.
MIDSOLE	LIGHTWEIGHT COMPOSITE MIDSOLE Enhanced power transfer platform for blade to boot interface.	COWLING	PROLITE GS New light cowling with nylon inserts and highly reinforced toe and blade area to protect goalie and skate.
FOOTBED	AIR SYSTEM FOOTBED Lightweight comfort footbed with aeration vents, providing excellent foot-to-skate contact and comfort.	RUNNER	PROLITE G STAINLESS STEEL Provides superior edge life for long term performance.
COWLING	PROLITE LO-CURVE Extra light cowling with low-rim design, carbon composite inserts and highly reinforced toe and blade area to protect goalie and skate.		
RUNNER	PROLITE G BLACK High performance blade with oxide treatment for a longer edge life and a greater resistance to corrosion.		



HEAT MOLDABLE



HEAT MOLDABLE



RBZ 70

JUNIOR 1 À 5

MESH SUBLIMÉ ET COQUE DURABLE

EN MICROFIBRE SOLIDE POUR UN MEILLEUR CONFORT ET UNE USURE RÉDUITE

LANGUETTE CONFORTABLE

RIBCOR 50K GOALIE SKATE

NEW

[SK50PG]

SIZES				
SR	6 - 12	D	FULL/HALF	349 6760
SR	6 - 12	EE	FULL/HALF	349 6761

RIBCOR 44K GOALIE SKATE

NEW

[SK44PG]

SIZES				
SR	6 - 12	D	FULL/HALF	349 6770
JR	3 - 5.5	D	FULL/HALF	349 6771

PUMP™	ADVANCED PUMP™ Most efficient Pump™ to date for personalized fit with added comfort.	PUMP™	ADVANCED PUMP™ Most efficient Pump™ to date for personalized fit with added comfort.
QUARTER PACKAGE	RIBCOR ELITE Enhanced pro ribbed reinforcement harnesses flexion for maximum power and agility.	QUARTER PACKAGE	RIBCOR FLEX Light weight structure for enhanced forward flexion and durability.
CORE	HEAT-MOLDABLE FLEXCORE Lightweight and thermo-formable core for maximum comfort and reactivity.	CORE	LIGHTWEIGHT ELITE SYNTHETIC CORE Enhanced support and durability.
LINER	DUAL ZONE WITH TACKY NASH AND CLARINO Keeps the foot dry and enhances heel lock with maximum durability at the top eyelets.	LINER	DUAL ZONE LIGHTWEIGHT TRICOT Comfortable fit and durability.
MIDSOLE	COMPOSITE MIDSOLE Lightweight support for enhanced blade to boot interface and comfort.	OUTSOLE	VENTED LOW PROFILE INJECTED OUTSOLE Maximizes energy transfer with moisture management.
OUTSOLE	CARBON COMPOSITE OUTSOLE Lightweight structure that maximizes energy transfer.	FOOTBED	MOLDED CCM FOOTBED For comfort and durability.
FOOTBED	GRIP TONITE Reduces foot movement to increase energy transfer.	LACING SYSTEM	SKATE LOCK It isolates two lacing zones for customized tightness every time.
LACING SYSTEM	SKATE LOCK It isolates two lacing zones for customized tightness every time.	TONGUE	2-PIECE HIGH DENSITY FELT TONGUE Provides excellent fit and comfort.
TONGUE	TRIGUARD TONGUE Lightweight with enhanced lace bite protection for maximum fit and comfort.	COWLING	PROLITE GS WITH FIBERGLASS IMPACT INSERTS Light weight with increased recovery angle for quicker recovery to the set position.
COWLING	PROLITE GS WITH CARBON IMPACT INSERTS Light weight with increased recovery angle for quicker recovery to the set position.	RUNNER	PROLITE G STAINLESS STEEL Quality stainless for long term performance.

RUNNER	PROLITE G STAINLESS STEEL Provides superior edge life for long term performance.
--------	---



PROLITE GS COWLING

[CWLPGS]

SIZES	SR, JR
LEFT	349 0681
RIGHT	349 0682

GOALIE PROLITE G STAINLESS RUNNER

PAIR	[PLGS]
SIZES	SR 349 0680



GOALIE PROLITE GS

	YOUTH		JUNIOR									
TACKS BOOT	13	13.5	1	1.5	2	2.5	3	3.5	4	4.5	5	5.5
COWLING	1		1	2		3		4		5		

	YOUTH		JUNIOR									
RIBCOR BOOT	13	13.5	1	1.5	2	2.5	3	3.5	4	4.5	5	5.5
COWLING	1		1	2		3		4		5		

SENIOR											
6	6.5	7	7.5	8	8.5	9	9.5	10	10.5	11	11.5
5	6	7	8	9	10	11					

SENIOR											
6	6.5	7	7.5	8	8.5	9	9.5	10	10.5	11	11.5
6	7	8	9	10	11	12					

PREMIER PLUS [NEW] [HSPPLC] [HSPPLP]

PADDE	EXOFTBE WEAVE WITH ZEROFLUX TECHNOLOGY Diminishes vibrations to provide incredible feel of the puck.
HANDLE	NEW RAISED GRIP Designed to offer great control, especially when playing the puck.
BLADE	EXTREMELY STIFF BLADE For great accuracy and control of deflections.

CONSTRUCTION	EXTREMELY LIGHT COMPOSITE STRUCTURE Based on the way we build player sticks, to provide great feel and durability.
--------------	---

PATTERNS

CRAWFORD

SIZES

SR	27" - (L/R)	376 2627
	26" - (L/R)	376 2626

COLORS

BLACK / WHITE

PREMIER R 1.9 [NEW] [HSR19C] [HSR19P]

PADDE	STRATEGICALLY PLACED EXOFTBE WEAVE WITH MATTE FINISH Reduces vibrations to provide a better feel of the puck.
HANDLE	NEW RAISED GRIP Designed to offer great control, especially when playing the puck.
BLADE	VERY STIFF BLADE For great accuracy and control of deflections.

CONSTRUCTION	VERY LIGHT COMPOSITE STRUCTURE Based on the way we build player sticks, to provide great feel and durability
--------------	---

PATTERNS

CRAWFORD

SIZES

SR	27" - (L/R)	376 2727
----	-------------	----------

COLORS

WHITE / RED

PREMIER R 1.5 [NEW] [HSR15C] [HSR15P]

PADDE	FULL MATTE For great feel and control.
BLADE	STIFF BLADE For great accuracy and control of deflections.
CONSTRUCTION	LIGHT COMPOSITE STRUCTURE To provide great feel and durability.

PATTERNS

CRAWFORD

SIZES

SR	26" - (L/R)	376 2826
----	-------------	----------

INT	24" - (L/R)	376 2824
-----	-------------	----------

JR	21" - (L/R)	376 2821 (ONLY WHBK)
----	-------------	----------------------

COLORS

WHITE / NAVY

CCM 1060 GOALIE STICK [HS1060]

BLADE	FULL GRAPHITE BLADE Exceptional feel and control.
PADDE	FOAM CORE WITH FIBERGLASS LAMINATES Lightweight, pro feel and durability.
HANDLE	ASPEN CORE WITH FIBERGLASS LAMINATES Very lightweight and high durability.

PATTERNS

C13 (L/R)

SIZES

SR	
67cm	376 2167
69cm	376 2169
71cm	376 2171

CCM 860 GOALIE STICK [HS860]

BLADE	POLYURETHANE FOAM INJECTED BLADE WITH FIBERGLASS REINFORCEMENTS For strength and feel.
PADDE	FOAM CORE WITH FIBERGLASS Reduces vibrations from impact.
HANDLE	MULTI-LAMINATE HANDLE High durability.

PATTERNS

C13

SIZES

SR	
65cm	376 2065

JR	
61cm	376 2061
58cm	376 2058



EXTREME FLEX SHIELD PRO
CHEST PROTECTOR

[NEW]

[ABEFS0]

SIZES
SR S, M, L, XL 365 6007

PREMIER PRO
CHEST PROTECTOR

[APREPCM]

SIZES
SR S, M, L, XL 365 1707

STERNUM	3D MOLDED HD FOAM Increases protection.		
SHOULDER WINGS	SEGMENTED MOLDED HD/ADIPRENE + FOAM Kick the rebounds.		
CHEST	ADIPRENE/EPP FOAM BLOCKS Offers greater rebound control and lightweight.		
BICEP/ FOREARM	COMPRESSION MOLDED HD/EPP FOAM Offers great protection and lightweight.		
ELBOW CAP	INDEPENDENT ADJUSTABLE ELBOW PROTECTOR Customized Fit.		
SHOULDER CAP	COMPRESSION MOLDED HD FOAM Maximizes coverage and protection.		
SIZING SPEC	SMALL: MED: LARGE: X-LARGE:	CHEST: 13" 14" 15" 17"	ARM: 18" 19" 20" 21"

SIZING SPEC	SMALL: MED: LARGE: X-LARGE:	CHEST: 13" 14" 15" 17"	ARM: 20" 21" 22" 23"
-------------	--------------------------------------	---------------------------------	-------------------------------



EXTREME FLEX SHIELD E1.9
CHEST PROTECTOR

[ABE1.9]

SIZES
SR S, M, L, XL 365 6017
INT S/M, L/XL 365 6027

STERNUM	3D MOLDED HD FOAM Increases protection.		
SHOULDER WINGS	SEGMENTED MOLDED HD/PE FOAM Offers great protection.		
CHEST	HD/PE FOAM BLOCKS Offers great protection.		
BICEP/ FOREARM	COMPRESSION MOLDED HD/PE FOAM Offers great protection.		
ELBOW CAP	INDEPENDENT ADJUSTABLE ELBOW PROTECTOR Customized Fit.		
SHOULDER CAP	COMPRESSION MOLDED PE FOAM Maximizes coverage and protection.		
SIZING SPEC	SR SMALL: MED: LARGE: X-LARGE:	CHEST: 13" 14" 15" 17"	ARM: 18" 19" 20" 21"
	INT S/M: L/XL:	CHEST: 12" 13"	ARM: 18" 19"

EXTREME FLEX SHIELD E1.5
CHEST PROTECTOR

[NEW]

[ABE1.5]

SIZES
JR S/M, L/XL 365 6037

STERNUM	PE FOAM Increases protection.		
SHOULDER WINGS	SEGMENTED MOLDED PE FOAM Offers great protection.		
CHEST	PE FOAM BLOCKS Offers great protection.		
BICEP/ FOREARM	PE FOAM Offers great protection.		
ELBOW CAP	INDEPENDENT ADJUSTABLE ELBOW PROTECTOR Customized Fit.		
SHOULDER CAP	COMPRESSION MOLDED PE FOAM Maximizes coverage and protection.		
SIZING SPEC	JR S/M: L/XL:	CHEST: 11" 12"	ARM: 15" 16"



EXTREME FLEX SHIELD [NEW]
GOALIE PANT [HPG6FS]

SIZES		
SR	S, M, L, XL	365 6009

WAIST	MOLDED SEGMENTED WAIST Offers great flexibility and mobility.	WAIST	MOLDED PLASTIC WITH LOW DENSITY FOAM
LENGTH EXTENSION	HIDDEN ZIPPER WITH 1" LENGTH EXTENDER Customized Fit.	LENGTH EXTENSION	HIDDEN ZIPPER WITH 1" LENGTH EXTENDER
THIGH PROTECTION	1-PIECE MOLDED HD/ADIPRENE FOAM Increases Rebound control and coverage.	THIGH PROTECTION	MOLDED HD FOAM WITH LIGHTWEIGHT EPE FOAM
HIP PROTECTION	MOLDED LIGHTWEIGHT FOAM Reduces weight.	HIP PROTECTION	MOLDED PLASTIC WITH LOW DENSITY FOAM
SPINE	MOLDED SEGMENTED FOAM Increases comfort and fit.	SPINE	MOLDED EVA FOAM
MATERIAL	420D HIGH ABRASION TEXTURED NYLON WITH STRETCH ZONES Increases durability.	MATERIAL	420D HIGH ABRASION NYLON WITH STRETCH ZONES
BELT	INNER WING BELT SYSTEM Enhances feel around your hips.	BELT	INNER BELT SYSTEM
COLORS	BLACK, NAVY BOOKING: RED, ROYAL	COLORS	BLACK, NAVY

SIZING SPEC	SMALL: WAIST: 28" - 32" MED: WAIST: 32" - 36" LARGE: WAIST: 34" - 38" X-LARGE: WAIST: 38" - 42"	SIZING SPEC	SMALL: WAIST: 28" - 32" MED: WAIST: 32" - 36" LARGE: WAIST: 34" - 38" X-LARGE: WAIST: 38" - 42"
-------------	--	-------------	--



EXTREME FLEX SHIELD E1.9 [NEW]
GOALIE PANT [HPG6F19]

SIZES		
SR	S, M, L, XL	365 6019
INT	S, M, L	365 6029

WAIST	SR: MOLDED SEGMENTED WAIST Offers great flexibility and mobility. INT: SEGMENTED WAIST Offers great flexibility and mobility.	WAIST	JR: SEGMENTED WAIST Offers great flexibility and mobility YT: PROFILED WAIST Offers comfort
LENGTH EXTENSION	SR: N/A INT: HIDDEN ZIPPER WITH 1" LENGTH EXTENDER Customized Fit	LENGTH EXTENSION	JR: HIDDEN ZIPPER WITH 1" LENGTH EXTENDER Customized Fit YT: N/A
THIGH PROTECTION	SR: 1-PIECE MOLDED HD/PE FOAM Increases coverage and protection. INT: 2-PIECE MOLDED HD/PE FOAM Increases coverage and protection.	THIGH PROTECTION	2-PIECE MOLDED HD/PE FOAM Increases coverage and protection.
HIP PROTECTION	MOLDED PE FOAM Reduces weight.	HIP PROTECTION	MOLDED PE FOAM Reduces weight.
SPINE	MOLDED SEGMENTED FOAM Increases comfort and fit.	SPINE	JR: MOLDED SEGMENTED FOAM Increases comfort and fit YT: SEGMENTED FOAM Increases comfort and fit
MATERIAL	420D HIGH ABRASION NYLON WITH STRETCH ZONES Increases durability.	MATERIAL	420D HIGH ABRASION NYLON WITH STRETCH ZONES Increases durability.
BELT	SR: N/A INT: INNER WING BELT SYSTEM Enhances feel around your hips	COLORS	JR: BLACK, NAVY YT: BLACK
COLORS	BLACK, NAVY		

SIZING SPEC	SR SMALL: WAIST: 28" - 32" MED: WAIST: 32" - 36" LARGE: WAIST: 34" - 38" X-LARGE: WAIST: 38" - 42"	SIZING SPEC	JR SMALL: WAIST: 21" - 13" MED: WAIST: 22" - 24" LARGE: WAIST: 23" - 25"
	INT SMALL: WAIST: 27" - 29" MED: WAIST: 28" - 30" LARGE: WAIST: 29" - 31"		

PRO GOALIE MASK

Inspired by the PRO mask by the legendary Lefevre family, The CCM goalie mask is an authentic Lefevre design. The molded profile allows the face to sit further to the front for greater peripheral vision with a new comfort foam liner and adjustable chin cup to deliver a mask that feels weightless.

BY Lefevre

ADJUSTABLE CHIN CUP

Velcro chin cup adjustment provides a customized pro fit to balance weight.




COMFORT LINER + PRO SWEATBAND

Dual-density pro VN liner with comfort foam system to assure a custom fit and includes PRO CCM sweatband.



MORE VISION

Pro-inspired shell design increases vision to improve performance and reaction time.



PRO GOALIE MASK

[6FPRO]

SIZES		
SR	M, L	655 0100

9000 GOALIE MASK

[6F9000]

SIZES		
SR	M, L	655 0110

7000 GOALIE MASK

[6F7000]

SIZES		
SR	OSFA	655 0115
JR	OSFA	655 0130
YT	OSFA	655 0140

SHELL CARBON / KEVLAR

SHELL FIBERGLASS

SHELL POLYCARBONATE

LINER TRIPLE DENSITY VN AND EVA FOAM

LINER TRIPLE DENSITY VN AND EVA FOAM

LINER VN FOAM

CAGE COMPOSITION STAINLESS STEEL

CAGE COMPOSITION STAINLESS STEEL

CAGE COMPOSITION CARBON

CAGE STRAIGHT BAR
Replacement Cage: Certified Cat-Eye
Also available in Non-Certified Cat-Eye*

CAGE STRAIGHT BAR
Replacement Cage: Certified Cat-Eye
Also available in Non-Certified Cat-Eye*

CAGE STRAIGHT BAR / MATTE SILVER INSIDE
Replacement Cage: Certified Cat-Eye

CHIN CUP ADJUSTABLE VELCRO

CHIN CUP ADJUSTABLE VELCRO

CHIN CUP FOAM CHIN CUP

SWEATBAND TERRY CLOTH FABRIC

SWEATBAND TERRY CLOTH FABRIC

SWEATBAND TERRY CLOTH FABRIC

CERTIFICATIONS CSA, HECC, CE

CERTIFICATIONS CSA, HECC, CE

CERTIFICATIONS CSA, HECC, CE

SIZING SPEC M: 22 - 23 1/2 / 56 - 60 CM
L: 22 1/2 - 24 / 57 - 61 CM

SIZING SPEC M: 22 - 23 1/2 / 56 - 60 CM
L: 22 1/2 - 24 / 57 - 61 CM

SIZING SPEC YT: 21 1/4 - 22 7/8 / 54 - 58 CM
JR: 22 - 23 1/2 / 56 - 60 CM
SR: 22 1/2 - 24 / 57 - 61 CM



ROYAL CARBON




RED CARBON



BLACK CARBON

*Products carrying a Non-Certified designation do not meet the certification requirements of CSA and HECC. Not for sale in Canada.

					
9000 GOALIE CAGE <small>[GFM900]</small>			PRO GOALIE CAGE NON-CERTIFIED		
SIZES			SIZES		
<i>SR</i>	S, M/L	655 0051	<i>SR</i>	S, M/L	655 0040
<i>CONSTRUCTION</i>	STAINLESS STEEL		<i>CONSTRUCTION</i>	STAINLESS STEEL	
<i>CAGE</i>	STRAIGHT BAR BOOKING ONLY CERTIFIED CAT-EYE <small>[GFM900]</small> ALSO AVAILABLE IN NON-CERTIFIED CAT-EYE* <small>[GFM900NCCE]</small>		<i>CAGE</i>	NON-CERTIFIED CAT-EYE*	
<i>COLORS</i>	WHITE CHROME		<i>COLORS</i>	WHITE, CHROME	
			<i>INFO</i>	PRODUCT CARRYING A NON-CERTIFIED DESIGNATION DOES NOT MEET THE CERTIFICATION REQUIREMENTS OF CSA AND HECC. NOT FOR SALE IN CANADA.	

ACCESSORY KIT

[ACMKIT] 655 0060
INCLUDES STRAPS AND SNAPS FOR GOALIE MASK
COLORS: BEIGE, BLACK

SNAP & ELASTIC BAND
ADJUSTMENT GOALIE MASK SNAP WITH ELASTIC BAND FOR ALL CCM GOALIE MASK MODELS.

STRAPS
ADJUSTMENT GOALIE MASK STRAP FOR ALL CCM GOALIE MASK MODELS.

GOALIE SWEATBAND

SIZES THICK [ACSWB0THICK] 655 0063 (PACK OF 3)
THIN [ACWSB0THIN] 655 0064 (PACK OF 3)
THICK AND THIN GOALIE MASK SWEATBANDS FOR ALL CCM GOALIE MASK MODELS.

GOALIE LEXAN THROAT GUARD

[TGCCM]
SIZES *SR* OSFA 655 0065
PRO DESIGN LEXAN THROAT GUARD IMPROVES FREEDOM OF MOVEMENT.

CHIN CUP [ACCHINCCM] 655 0061
CHIN CUP FOR ALL CCM GOALIE MASK MODELS.

PRO WHEELED GOALIE BAG [NEW]
[EBG6PRO]

SIZE	44" L X 24" H X 24" W	362 4395
<i>FABRIC</i>	1680D POLYESTER WITH HEAVY DUTY TARPAULIN Provides strength and durability against wear and	
<i>WHEELS</i>	3 ALL-TERRAIN WHEELS Enhances mobility and stability anywhere	
<i>OPENING</i>	FULL-LENGTH ZIPPER OPENING Facilitate packing and unpacking	
<i>HANDLES</i>	MULTIPLE REINFORCED EXTERIOR GRAB HANDLES Facilitate transportation	
<i>ZIPPERS</i>	#10 INTERLOCKING ZIPPER Built to last	
<i>ACCESSORIES</i>	SIDE INTERIOR POCKET PLAYER ID POCKET	
COLOR	BLACK	



GOALIE KNEE PROTECTOR [KP500]

SIZES	<i>SR</i>	365 0630
	<i>INT</i>	365 0631
	<i>JR</i>	365 0632
CARBON MOLDED KNEE PROTECTION		
DEEP KNEE SUPPORT		
ELASTIC GRIP PREVENTS SLIPPING		



PRO GOALIE KNEE PROTECTOR
DESIGNED BY LEFEVRE [KP6PROCCM]

SIZES	<i>SR</i>	365 0633
INJECTION MOLDED KNEE PROTECTION		
ARTICULATING HINGE THIGH AND KNEE DESIGN		
ADJUSTABLE ELASTIC STRAPS		



GOALIE KNEE PROTECTOR
WAISTBAND [KPBELT]

SIZES	<i>SR:</i>	WAIST: 32" - 42"	365 0610
	<i>JR:</i>	WAIST: 22" - 28"	365 0611
2.5 HEAVY DUTY STRETCH WITH ADJUSTABLE VELCRO WAISTBAND			
EXTRA DURABLE 1.25" THIGH STRAPS WITH ADJUSTABLE BUCKLES			



GOALIE JOCK [GJ500CCM]

SIZES	SR:	30" - 38"	365 0640
	INT:	26" - 30"	365 0641
	JR:	22" - 26"	365 0642



GOALIE JILL [GJILL]

SIZES	WOMEN:	WAIST	28" - 34"	365 0643
-------	--------	-------	-----------	----------

MOLDED CUP PROTECTION	MOLDED PELVIC PROTECTION
SOFT COMFORM PADDING	SOFT COMFORT PADDING
WAIST FOAM PROTECTION	WAIST FOAM PROTECTION
ADJUSTABLE WAIST ATTACHMENT	ADJUSTABLE WAIST FIT



TC PRO [TCPRO]

SIZES	SR	(L/XL - 34cm-43cm)	365 0708
	JR	(S/M - 26cm-35cm)	365 0738

MESH SHIRT WITH BALLISTIC NYLON COVERAGE	ARTICULATING PROTECTION
SOFT COMFORTABLE NECK COVERAGE	SOFT COMFORTABLE NECK COVERAGE
STERNUM AND CLAVICLE PROTECTION	BNQ CERTIFIED
BNQ CERTIFIED	



TC 500 [TC500]

SIZES	SR	(M/L/XL - 30cm-43cm)	365 0625
	JR	(S/M - 26cm-35cm)	365 0626

MESH SHIRT WITH BALLISTIC NYLON COVERAGE	ARTICULATING PROTECTION
SOFT COMFORTABLE NECK COVERAGE	SOFT COMFORTABLE NECK COVERAGE
STERNUM AND CLAVICLE PROTECTION	BNQ CERTIFIED
BNQ CERTIFIED	



REFEREE JERSEY PRO 160S

[PRO160] BOOKING ONLY

SIZES	SR	46, 48, 50, 52, 54	359 0014
-------	----	--------------------	----------

BODY	PRO WEIGHT ULTRAFIL®	BODY	PRO WEIGHT ULTRAFIL®
LOGO	CCM EMBROIDERED LOGO ON BACK HEM	LOGO	CCM EMBROIDERED LOGO ON BACK HEM
CONTENT	100% POLYESTER DOUBLE KNIT, SPARKLING MESH UNDERARM GUSSET	CONTENT	100% POLYESTER DOUBLE KNIT
OTHER	1/2 ZIP PULL OVER, SNAPS FOR ARMBANDS	OTHER	1/2 ZIP PULL OVER, SNAPS FOR ARMBANDS



REFEREE JERSEY PRO 150S

[PRO150]

SIZES	SR	46, 48, 50, 52, 54	359 0012
-------	----	--------------------	----------

BODY	PRO WEIGHT ULTRAFIL®	BODY	PRO WEIGHT ULTRAFIL®
LOGO	CCM EMBROIDERED LOGO ON BACK HEM	LOGO	CCM EMBROIDERED LOGO ON BACK HEM
CONTENT	100% POLYESTER DOUBLE KNIT, SPARKLING MESH UNDERARM GUSSET	CONTENT	100% POLYESTER DOUBLE KNIT
OTHER	1/2 ZIP PULL OVER, SNAPS FOR ARMBANDS	OTHER	1/2 ZIP PULL OVER, SNAPS FOR ARMBANDS



REFEREE PANT PP9

[PP9]

SIZES	SR:	S, M, L, XL	359 0010	BOOKING ONLY
-------	-----	-------------	----------	--------------

KNITTED STRETCH POLYESTER Provides comfort and flexibility.	WOVEN POLYESTER Provides comfort and breathability.
SINGLE BELT CLOSURE SYSTEM Adjustable for custom fit.	SINGLE BELT CLOSURE SYSTEM Adjustable for custom fit.



REFEREE PANT PP8

[PP8]

SIZES	SR:	S, M, L, XL	359 0002
-------	-----	-------------	----------

KNITTED STRETCH POLYESTER Provides comfort and flexibility.	WOVEN POLYESTER Provides comfort and breathability.
SINGLE BELT CLOSURE SYSTEM Adjustable for custom fit.	SINGLE BELT CLOSURE SYSTEM Adjustable for custom fit.



REFEREE SHIN GUARD 100 [SB100]

SIZES SR: 14", 15", 16" 358 4162

PROTECTION SUSPENSION SYSTEM
Increases impact resistance.

ADJUSTMENT 3-STRAP SYSTEM
Allows a customized comfort fit.

CALF WRAPAROUND PADDING
Increases protection behind the leg.



REFEREE ELBOW PAD 100 [EP100]

SIZES SR: M, L 358 4442

PROTECTION MOLDED CAP
Added protection at elbow tips.

ADJUSTMENT CROSSOVER 3-STRAP ELASTIC SYSTEM
Assures a proper fit.

BICEP PE MOLDED COMPONENTS
Provides extra protection.



ARMBAND SET [162PK]

SIZES SR S, L (PACK OF 2) 359 0013

CONTENT 100% POLYESTER - DK-150

OTHER SNAP-ON
SMALL: 9" REFEREE ARMBAND FOR XS-L JERSEYS
LARGE: 10" REFEREE ARMBAND FOR XL-XXL & PRO 44-56 JERSEYS



OFFICIALS' BAG [EBOFF]

SIZE 30" L X 16" H X 14" W

FABRIC 600D RIPSTOP POLYESTER CONSTRUCTION
Provides lightweight and durability against wear

WHEELS ALL-TERRAIN WHEELS
Ease of mobility on all surfaces

INTERIOR 2 MAIN COMPARTMENTS WITH REMOVABLE DIVIDER
Keeps gear organized

HANDLE REINFORCED RETRACTABLE HANDLE
Stows away when not in use

ZIPPERS #10 INTERLOCKING ZIPPER PULLERS
Built to last

ACCESSORY REFEREE ID POCKET



APPAREL



ZIP HOOD

		RED (13)	
SIZES	SR:	S - XXL	359 7106
	YT:	120 - 160	359 7105

BOLD	RAGLAN SLEEVES, SCUBA NECK HOOD, YKK ZIPPERS, CONTRAST TRIM, CHEST ZIPPED POCKET, KANGAROO STYLE POCKETS, TONAL PRINT DETAILS ON SLEEVES. MATCHES LOCKER SUIT
INSULATION	BRUSHED POLYESTER FLEECE Comfortable cotton feel.
LOGO	CCM HEAT TRANSFER
CONTENT	100% POLYESTER - 260G



TEAM SNAPBACK [C2871] [Y 2/2]

SIZES	OSFA	359 7194
-------	------	----------



TEAM CAP

SIZES	S/M, L/XL	359 0089
-------	-----------	----------



CUFFED POM KNIT

SIZES	OSFA	359 7191
-------	------	----------


BODY	CUFFED KNIT WITH FLEECE LINING AND JACQUARD STRIPES
LOGO	RATSED EMBROIDERED CCM LOGO ON THE FRONT
CONTENT	100% ACRYLIC
OTHER	BOX OF 6 UNITS (SAME SIZE/COLOR)



TEAM PIQUE

SIZES	SR:	XS - XXL	359 7132
-------	-----	----------	----------

BODY	STRAIGHT SET IN SLEEVES, RIB KNIT COLLAR AND CUFFS, TRIM FIT.
LOGO	CCM EMBROIDERY ON CHEST AND NECK
CONTENT	100% COTTON



BLACK (14)	RED (03)
------------	----------



HD SUIT

SIZES	SR:	S - M - L - XL	359 7114
-------	-----	----------------	----------

BODY	RAGLAN ARTICULATED SLEEVES, YKK ZIPPERS, CONTRAST TRIM, ELASTIC CUFFS, REFLECTIVE TAPING, HIGH DENSITY PADDING, 1000MM WATER RESISTANCE, TONAL PRINT DETAILS ON SLEEVES.
INSIDE	ID LABEL, MESH LINING WITH NYLON TAFFETA
INSULATION	THERMOLITE® HIGH DENSITY INSULATION, Provide warmth and comfort without weight.
LOGO	CCM HEAT TRANSFER
CONTENT	100% POLYESTER - 100G



WINTER JACKET

SIZES	SR:	S, M, L, XL	359 7120
-------	-----	-------------	----------

BODY	RAGLAN SLEEVES, YKK ZIPPERS, BUTTON STORM FLAP, FIX FLAP POCKET, 3.000 MM WATER RESISTANCE, ZIPPED CHEST POCKET, VELCRO® TAB CLOSURE AT CUFFS, INSIDE FUNCTIONAL POCKET, ID LABEL
INSIDE	FELLEX INSULATION
LOGO	CCM TONAL EMBROIDERY
CONTENT	100% NYLON - 190G



LIGHT JACKET

SIZES	SR:	S - M - L - XL	359 7119
-------	-----	----------------	----------

BOLD	STRAIGHT SET IN SLEEVES, YKK ZIPPERS, FIX FLAP POCKET, CONTRAST TRIM, RIB KNIT COLLAR AND CUFFS, ANTI-STATIC TREATMENT, INSIDE FUNCTIONAL POCKET, ID LABEL
INSULATION	FELLEX INSULATION
LOGO	CCM EMBROIDERY
CONTENT	100% POLYESTER - 130G



HOCKEY LACE HOODY

SIZES	SR:	S - XXL	359 7104
-------	-----	---------	----------

BOLD	KANGAROO STYLE POCKET, LINED HOOD WITH SKATE LACE
LOGO	STRATEGICALLY POSITIONED CCM EMBROIDERY Provides ultimate embellishment zone.
CONTENT	50% POLYESTER / 50% COTTON - 305G - RIB 280G Ultimate comfort.

MEASUREMENT FOR ADULT

	<i>XS</i>	<i>S</i>	<i>M</i>	<i>L</i>	<i>XL</i>	<i>XXL</i>
NECK CIRCUMFERENCE	35-36	37-38	39-41	42-43	44-45	47+
CHEST CIRCUMFERENCE	92-94	96-98	100-104	108-112	116-120	124+
WAIST CIRCUMFERENCE	68-74	76-80	84-88	92-96	100-104	108-112
SLEEVE LENGTH FROM CENTER BACK	82	84	86	87,5	89	90
INSEAM LENGTH	79	80	81	82	83	84

MEASUREMENT FOR YOUTH

	<i>120</i>	<i>130</i>	<i>140</i>	<i>150</i>	<i>160</i>
CHEST CIRCUMFERENCE	63,5	68,5	73,5	82,5	89
WAIST CIRCUMFERENCE	53	56	59,5	66	71
SLEEVE LENGTH FROM CENTER BACK	56	59,5	63,5	71	76
INSEAM LENGTH	52	56	61	68,5	73,5

BODY SIZING: Size specifications are based on body sizing measurements. Use this size chart as a guideline when ordering, allow enough room for ease of movement.
SLEEVE LENGTH: Measure from the center back of the neck, over the point of shoulder and down the outer side of the arm to the wrist bone.
CHEST: Measure just under the arms.
WAIST: Loosely measure the narrowest circumference of the waist.
INSEAM: Measure from the crotch seam to the ankle bone.

WOMEN SIZES REFERENCE :
XS = YT: L
S = YT: XL
M = SR: S
L = SR: M
XL = SR: L

APPAREL FEATURES



TACTICAL DRY

PUT SWEAT IN ITS PLACE
TACTICAL DRY WICKS MOISTURE AWAY FROM YOUR SKIN, HELPING YOU STAY DRIER AND COMFORTABLE



TACTICAL DEGREE

YOUR BODY IS AN AMAZING HEAT SOURCE
TACTICAL DEGREE TRAPS BODY HEAT AND LETS SWEAT ESCAPE



TACTICAL COOL

STAY COOL AND COMFORTABLE
TACTICAL COOL USES VENTILATION, MOISTURE MANAGEMENT AND FABRIC CONSTRUCTION TO HELP AID THE RELEASE OF HEAT



TACTICAL RESISTANT

TACTICAL RESISTANT USES AN ANTI-MICROBIAL AGENT THAT HELPS CONTROL ODOR FOR OPTIMAL FRESHNESS OF YOUR GEAR

Body sizing: Size specifications are based on body sizing measurements. Use this size chart as a guideline when ordering, allow enough room for ease of movement. Sleeve Length: Measure from the center back of the neck, over the point of shoulder and down the outer side of the arm to the wrist bone. Chest: Measure just under the arms. Waist: Loosely measure the narrowest circumference of the waist. Inseam: Measure from the crotch seam to the ankle bone. Size charts are for reference only. Fit may vary depending on the construction and materials.



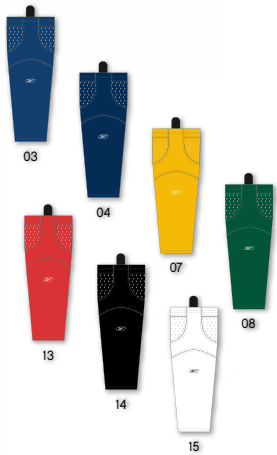
20P00 PRO JERSEY

SIZES	SR: S, L, XXL	459 0941
BODY	MID WEIGHT 190G/M2 ULTRAFIL BASE WITH CONTRASTING INSERTS	
INSERT	CONTRASTING STRETCH MESH INSERTS	
LOGO	REEBOK EMBROIDERY BELOW COLLAR AND BACK NECK	
CONTENT	100% POLYESTER - 190 G	



10200 PRACTICE JERSEY

SIZES	SR: S + L JR: L/XL	
BODY	FLAT BACK, TIGHT WEAVE MESH FOR COOL COMFORT	
SHOULDER	120 G/M² • SINGLE-LAYER SHOULDER CONSTRUCTION IS LIGHTWEIGHT	
LOGO	CCM TRANSFER LOGO ON BACK HEM	
CONTENT	100% POLYESTER - 120G	



SK100 EDGE SOCK SOLID

SIZES	SR: 30" INT: 28" JR: 24"	459 2515 459 2514 459 2516
BODY	POLYESTER WITH ANKLE BUBBLE BAND AND SEWN IN VELCRO	
ANTI-ODOR	ULTRA-FRESH® ODOR-RESISTANT TREATMENT	
LOGO	VECTOR EMBROIDERY ON FRONT	
CONTENT	100% POLYESTER	
COLORS	ROYAL (03), NAVY (04), YELLOW (07), DARK GREEN (08), RED (13), BLACK (14), WHITE (15)	



BLACK (14)

PERFORMANCE COMPRESSION L/S

SIZES	SR:	S - XXL	359 7146
	VT:	150 - 160	359 7156
BODY	COMPRESSION FIT BASE LAYER, CONTRAST FLAT LOCK SEAMS, TACTICAL DRY MOISTURE MANAGEMENT TREATMENT, TACTICAL RESISTANT ANTI-ODOR TREATMENT. PROMOTE CIRCULATION, REDUCES FATIGUE.		
VENTILATION	MESH INSERTS Provide cool and comfort.		
LOGO	CCM SCREEN PRINT		
CONTENT	87% POLYESTER / 13% SPANDEX - 175G (MESH INSERTS: 87% POLYESTER / 13% SPANDEX - 210G)		



BLACK (14)

PERFORMANCE COMPRESSION TIGHTS

SIZES	SR:	S - XXL	359 7148
	VT:	150 - 160	359 7158
BODY	COMPRESSION FIT BASE LAYER, CONTRAST FLAT LOCK SEAMS, TACTICAL DRY MOISTURE MANAGEMENT TREATMENT, TACTICAL RESISTANT ANTI-ODOR TREATMENT. PROMOTE CIRCULATION, REDUCES FATIGUE.		
VENTILATION	MESH INSERTS Provide cool and comfort.		
LOGO	CCM SCREEN PRINT		
CONTENT	87% POLYESTER / 13% SPANDEX - 175G (MESH INSERTS: 87% POLYESTER / 13% SPANDEX - 210G)		



BLACK (14)

CCM ONE-PIECE UNDERWEAR

SIZES	SR:	S - XXL	359 0961
	VT:	130 - 160	359 0960
BODY	ONE-PIECE INTEGRATED DESIGN, STRAIGHT SET IN SLEEVES, CENTER FRONT ZIPPER, ROUND NECK		
LOGO	CCM SCREEN PRINT		
CONTENT	65% COTTON / 35% POLYESTER - 190G		



BLACK (14)

DRYLAND KIT

SIZES	SR:	S - XXL	359 7153
	JR:	150 - 160	359 7154
BODY	SHORT SLEEVE SHIRT, SHORTS, SOCKS, GYM BAG. STRAIGHT SET IN SLEEVES, ROUND NECK, TACTICAL DRY MOISTURE MANAGEMENT TREATMENT.		
PACKAGING	GYM BAG WITH HEADER CARD		
LOGO	CCM HEAT TRANSFER		
CONTENT	T-SHIRT & SHORTS: 100% POLYESTER - 150G, SOCKS: 80% COTTON / 20% POLYAMIDE, BAG: 100% POLYESTER		



CCM 300 PLAYER WHEELED BAG [NEW]

SIZES	37" H X 20" L X 17.5" W	(VOLUME: 12,950 INCH ³)	362 4300
FABRIC	600D RIPSTOP POLYESTER WITH TARPULIN BOTTOM PANEL Provides durability against wear and tear		
WHEELS	ALL-TERRAIN WHEELS Enhances stability and ease of maneuvering on all surfaces		
INTERIOR	REMOVABLE SHELF SYSTEM FOR EACH PIECE OF EQUIPMENT Keeps gear organized		
FRAMING	RECTANGULAR SHAPE WITH RIGID INTERIOR METAL FRAME Bag keeps its shape even when empty		
HANDLES	REINFORCED EXTERIOR GRAB HANDLES Facilitates ease of transportation		
VENTILATION	MESH COVERED DIAMOND VENTILATION HOLES Allow air flow throughout the main compartment		
ACCESSORIES	THREE INTERIOR ORGANIZER POCKETS SKATE MAT		
COLORS	BLACK		

CCM 290 PLAYER WHEELED BACKPACK [NEW]

SIZES	MEDIUM	17" L X 25" H X 16" W	(VOLUME: 6,720 INCH ³)	362 4311
FABRIC	600D RIPSTOP POLYESTER REINFORCED WITH TARPULIN FABRIC Provides durability against wear and tear			
WHEELS	ALL-TERRAIN WHEELS Enhances stability and ease of maneuvering on all surfaces			
EXTERIOR	SIDE SKATE POCKETS AND FRONT ACCESSORY POCKET Added storage capacity is practical and functionally useful			
BACKING	2 PADDED AND REINFORCED BACKPACK STRAPS Facilitates ease of transportation			
HANDLES	RETRACTABLE BRANDED PULL HANDLE Stows away when not in use			
ACCESSORY	PLAYER ID POCKET			
COLORS	BLACK			

CCM 280 PLAYER DELUXE WHEELED BAG [NEW]

SIZES	37" L X 19" H X 16.5" W	(VOLUME: 11,599 INCH ³)	362 4320
FABRIC	600D RIPSTOP POLYESTER CONSTRUCTION Provides lightweight and durability against wear		
WHEELS	ALL-TERRAIN WHEELS Enhances stability and ease of maneuvering on all surfaces		
EXTERIOR	2 END SKATE POCKETS Added storage capacity is practical and functionally useful		
BACKING	TARPULIN BOTTOM PANEL Added protection against wear and tear		
HANDLE	RETRACTABLE PULL HANDLE Stows away when not in use		
INTERNAL	WIDE MESH ZIPPERED LAUNDRY POCKET Separated compartment meant to hold your towel and base layers		
ACCESSORIES	INTERNAL ACCESSORY POCKET PLAYER ID POCKET		
COLORS	BLACK		

CCM 270 PLAYER BASIC WHEELED BAG [NEW]

SIZES	37" L X 19" H X 16.5" W 33" L X 17" H X 15.5" W	(VOLUME: 11,589 INCH³) (VOLUME: 8,695 INCH³)	362 4330 362 4331
FABRIC	600D RIPSTOP POLYESTER CONSTRUCTION Provides lightweight and durability against wear		
WHEELS	ALL-TERRAIN WHEELS Enhances stability and ease of maneuvering on all surfaces		
BACKING	TARPAULIN BOTTOM PANEL Added protection against wear and tear		
HANDLES	REINFORCED WEBBED SIDE AND END CARRY HANDLES Facilitates ease of transportation		
INTERNAL	WIDE MESH ZIPPERED LAUNDRY POCKET Separated compartment meant to hold your towel and base layers		
ACCESSORIES	INTERNAL ACCESSORY POCKET PLAYER ID POCKET		
COLORS	BLACK		



CCM 250 PLAYER DELUXE CARRY BAG [NEW]

SIZES	37" L X 19" H X 16.5" W 33" L X 17" H X 15.5" W	(VOLUME: 11,589 INCH³) (VOLUME: 8,695 INCH³)	362 4340 362 4341
FABRIC	600D RIPSTOP POLYESTER CONSTRUCTION Provides lightweight and durability against wear		
EXTERIOR	2 END SKATE POCKETS Added storage capacity is practical and functionally useful		
BACKING	TARPAULIN BOTTOM PANEL Added protection against wear and tear		
HANDLE	REINFORCED WEBBED SIDE AND END CARRY HANDLES Stows away when not in use		
VENTILATION	WIDE MESH ZIPPERED LAUNDRY POCKET Separated compartment meant to hold your towel and base layers		
ACCESSORIES	INTERNAL ACCESSORY POCKET PLAYER ID POCKET		
COLORS	BLACK		



SPORT BAG [NEW]

SIZE	22"	(VOLUME: 3,744 INCH³)	362 4380
FABRIC	600D POLYESTER CONSTRUCTION Provides durability against wear and tear		
EXTERIOR	LARGE END POCKETS For additional storage		
HANDLES	WEB HANDLE WITH PADDED UNI-GRIP. REMOVABLE AND ADJUSTABLE SHOULDER STRAP Provide custom comfort		
ACCESSORY	PLAYER ID POCKET		
COLOR	BLACK		



CCM 190 PLAYER CORE CARRY BAG [NEW]

SIZES	38" L X 18" H X 16" W 32" L X 16" H X 14" W 24" L X 15" H X 13.5" W	(VOLUME: 10,944 INCH³) (VOLUME: 7,168 INCH³)	362 4360 362 4361
FABRIC	600D POLYESTER CONSTRUCTION		
HANDLES	2" WEBBING CARRY HANDLES		
LOGO	OVERSIZED SCREEN PRINTED CCM LOGO		
COLORS	BLACK		


PRO TEAM BAG [EBTPRO]

SIZES	32" L X 20" H X 15" W	(VOLUME: 9,600 INCH³)	362 4400
FABRIC	HEAVY DUTY WATER-RESISTANT TARPAULIN Provides long-term durability against wear and tear		
EXTERIOR	BOTH SIDE PANELS BLANK Player or team can personalize the bag		
HANDLES	REINFORCED WEBBED SIDE AND END CARRY HANDLES Facilitate ease of transportation		
VENTILATION	AIR GROMMETS Allows air flow throughout the main compartment		
ACCESSORIES	INTERNAL ZIPPERED MESH ACCESSORY POCKET PLAYER ID POCKET		
COLORS	BLACK/WHITE		



PRO CORE BAG [EBCCMPRO]

SIZE	38" L X 20" H X 18" W	(VOLUME: 13,680 INCH³)	362 4240
FABRIC	TOP-QUALITY 600D POLYESTER CONSTRUCTION Provides long-term durability against wear and tear		
INTERIOR	LARGE INTERNAL ACCESSORY POCKET Provide better storage and packability		
EXTERIOR	BOTH SIDE PANELS BLANK Allowed team personalization		
HANDLES	REINFORCED WEBBED CARRYING HANDLES AT EACH END Facilitate transportation and comfort		
VENTILATION	VENTILATION GROMMETS AT SIDES Allow air flow-through to promote freshness		
ACCESSORY	PLAYER ID POCKET		
COLORS	BLACK, NAVY, RED		





STICK BAG
[EBSTICCM]

SIZE	71" L X 14.5" H	362 4008
FABRIC	HEAVY-DUTY POLYESTER Provides durability against wear and tear	
INTERIOR	HOLDS 2 STICKS Maximizes storage	
HANDLE	EASY-TO-CARRY STRAP Facilitates transport	
COLOR	BLACK	



TEAM WHEELED STICK BAG
[EBTSTIWH]

SIZE	77" L X 10" H X 15" W	362 4280
FABRIC	HEAVY DUTY WATER-RESISTANT TARPULIN Provides durability against wear and tear	
WHEELS	ALL-TERRAIN WHEELS Enhances stability and ease of maneuvering on all surfaces	
INTERIOR	HOLDS 70+ PLAYER STICKS Maximizes storage	
HANDLE	EASY-TO-CARRY STRAP Facilitates transport	
COLOR	BLACK	



DELUXE PUCK BAG
[EBPUCKDLX]

SIZE	11" L X 13" H X 9" W	362 4270
FABRIC	RUGGED 1680D NYLON/POLYESTER CONSTRUCTION Provides durability against wear and tear	
INTERIOR	CAN HOLD APPROXIMATELY 60 PUCKS Maximize storage	
HANDLES	ADJUSTABLE/REMOVABLE CARRY STRAP WITH NON-SLIP FOAM PAD Provide custom comfort	
ACCESSORY	FOAM INSULATED LINER	
COLOR	BLACK	

BUSINESS BRIEF CASE
[EBBFCCM] NEW

SIZE	16" L X 12" H X 6.5" W	362 4372
------	------------------------	----------



TOILETRY BAG
[EBSMBGCCM]

SIZE	10.75" L X 6" H X 4.75" W	362 4265
------	---------------------------	----------



ICE SHOOTER TUTOR
[ACTUTOICE]

SIZES	72"	361 0120
CONSTRUCTION	HEAVY DUTY POLYESTER WITH PVC BACKING CONSTRUCTION	
STRAPS	BUNGEE CORDS FOR DURABILITY	
DESIGN	5-HOLE DESIGN WITH 4 MESH POCKETS	

STREET SHOOTER TUTOR
[ACTUTOCGM]

SIZES	54"	361 0131
CONSTRUCTION	HEAVY DUTY TARPULIN CONSTRUCTION	
STRAPS	EASILY ADJUSTABLE VELCRO® FASTENERS	
FEATURING	CAREY PRICE	

STREET HOCKEY GOAL
[ACGOALCCM]

SIZES	72" L X 48" H X 30" W 54" L X 44" H X 20" W	361 0280 361 0270
CONSTRUCTION	WELDED STEEL TUBE, RIGID CONSTRUCTION	
LOOPS	WELDED METAL LOOPS, EASY AND FAST TO THREAD NET	
PAINT	POWDER COATING FINISH RESISTS VARIOUS WEATHER CONDITIONS	
NET	DURABLE MESH NET	
	EASY ASSEMBLY, NO TOOLS REQUIRED	

CAREY PRICE STEEL MINI HOCKEY DELUXE SET
[ACMINISPRI] 361 0105

CONSTRUCTION	STEEL POST FOR LONG-TERM DURABILITY	
SHAPE	TOP SHELF PRO STYLE MINI NET	
NET	LACE & NETTING FOR EASY AND FAST ASSEMBLY	
SHOOTER TUTOR	CAREY PRICE SHOOTER TUTOR	
	INCLUDES: 2 MINI GOALS, 2 STICKS, 1 BALL	



CCM X30 NECK GUARD

SIZES	SR 361 3120 JR 361 3125
MATERIAL	BIG FRONT PLATE FOR EXTRA PROTECTION
ADJUSTABLE	SOFT VELCRO® ADJUSTABLE NECKGUARD
CERTIFICATION	CE-APPROVED CERTIFIED PROTECTION
COLOR	BLACK



PRO JOCK STRAP 215 [ACJPRO]

SIZES	OSFA 361 3140
CUP	FITLITE™ CUP WITH SOFT LINER AND HARD SHELL Offers maximum protection and comfort around groin area.
WAIST	2.25" HEAVY DUTY STRETCH WAISTBAND Provides better support and comfort.
STRAPS	EXTRA DURABLE 1" THIGH STRAPS WITH DOUBLE STITCHING



RBZ 300 JOCK SHORT [JSR300]

SIZES	SR: S: 30-34 / M: 32-36 / L: 34-38 / XL: 36-40 / JR: M: 28-30 / L: 28-30	361 0233 361 0232
CONSTRUCTION	LIGHTWEIGHT VENTED LYCRA® PERFORMANCE MATERIAL Keeps you warm and dry.	
CUP	ERGONOMIC MOLDED CUP CAVITY Provides perfect fit in groin area.	
MATERIAL	SANITARY ANTIMICROBIAL MATERIAL Wicks away moisture.	
TABS	VELCRO® SOCK TABS Secures hockey socks in place.	
WASHABLE	MACHINE WASHABLE, EASY TO KEEP CLEAN	



PRO JOCK WITH GARTERBELT 207

SIZES	SR 361 3145
CUP	FITLITE™ CUP WITH SOFT LINER AND HARD SHELL Offers maximum protection and comfort around groin area.
WAIST	2.25" HEAVY DUTY STRETCH WAISTBAND Provides better support and comfort.
STRAPS	EXTRA DURABLE 1" THIGH STRAPS WITH DOUBLE STITCHING With garterbelt and plastic loops.



SUSPENDERS [ACSUSP]

CLIP: SR 361 3173 JR 361 3171	BUTTONS: SR 361 3172 JR 361 3170
STRAPS	1.5" HEAVY DUTY ADJUSTABLE ELASTIC BAND
LOOPS	INDEPENDENT LOOPS OR CLIPS
HOOKS	NEW IMPROVED ROBUST RUBBER HOOKS



CCM JOCK [ACJCCM]

SIZES	SR 361 3152 JR 361 3151 VT 361 3150
CUP	ERGONOMIC MOLDED CUP CAVITY
WAIST	2.25" HEAVY DUTY STRETCH WAISTBAND Provides better support and comfort.
STRAPS	EXTRA DURABLE 1" THIGH STRAPS WITH DOUBLE STITCHING

CCM JOCK COMBO

SIZES	SR 361 3157 JR 361 3156 YT 361 3155
CUP	ERGONOMIC MOLDED CUP CAVITY
WAIST	2.25" HEAVY DUTY STRETCH WAISTBAND Provides better support and comfort.
STRAP	EXTRA DURABLE 1" THIGH STRAPS WITH DOUBLE STITCHING With garterbelt and plastic loops.



FEMALE PELVIC PROTECTOR [ACPVLV]

SIZES	SR 361 0221 JR 361 0220
PELVIC	HIGH LEVEL PERFORMANCE PELVIC PROTECTOR
WAIST	2.5" HEAVY DUTY STRETCH WAISTBAND
STRAP	EXTRA DURABLE 1" THIGH STRAPS WITH DOUBLE STITCHING



GARTER BELT [ACBELT]

SIZES	SR 361 3182 JR 361 3183
WAIST	2.5" HEAVY DUTY STRETCH WITH ADJUSTABLE VELCRO® WAISTBAND
STRAPS	EXTRA DURABLE 1.25" THIGH STRAPS WITH DOUBLE STITCHING
LOOPS/CLIPS	ROBUST RUBBER HOOKS WITH ADJUSTABLE METAL FASTENERS OR WITH METAL CLIPS.



CCM SHIN STRAP [SSTRAP]

SIZES	SR 361 3180
MATERIAL	2" HEAVY DUTY ELASTIC BAND
STRAPS	TWO DIFFERENT LENGTH STRAPS FOR UPPER AND LOWER PART OF SHIN GUARD
ADJUSTMENT	LONG VELCRO® ATTACHMENT FOR CUSTOMIZED FIT



LACE BITE PROTECTION [ACBITE]

SIZES	OSFA 349 0024
MATERIAL	SOFT POLYESTER SLEEVE WITH PU GEL PAD Helps prevent from foot injury from lace bite.
SHAPE	ERGONOMIC GEL PAD SHAPE Offers better fit and increases comfort.



WATER BOTTLES

1.0 LITRE (WHITE)	361 0710
0.7 LITRE (RED)	361 0703
BOTTLE TUBE (10 PCS)	461 0712



1,0L



0,7L



PROLINE GREEN

500 ML	361 3200
215 ML	361 3201

NEUTRALIZER	NEUTRALIZES ODOR WITH ENVIRONMENTAL CHEMISTRY TECHNOLOGY
DESTROYER	ELIMINTAES ODORS USING HARMLESS BACTERIA
FUNCTION	PRO GREEN IS USED AND RECOMMENDED TO ELIMINATE FOUL ODORO ON ALL SPORTS EQUIPMENT



COACHING BOARD [ACCBRD]

SIZES	REGULAR 361 0250 JUMBO 361 0251
MATERIAL	PE CONSTRUCTION WITH CLIP FOR ERASABLE MARKER
VIEW	LARGE BOARD WITH FULL ICE VIEW
	BLACK ERASABLE MARKER INCLUDED